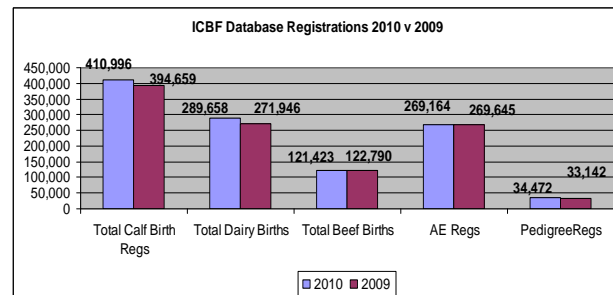
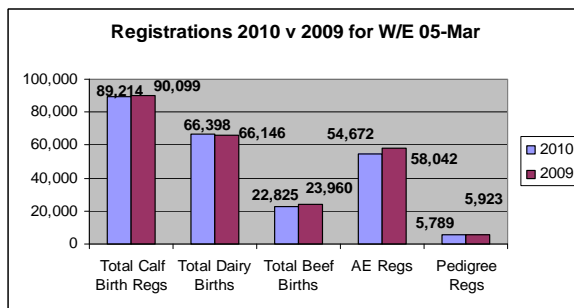


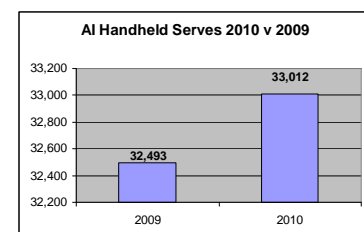
1. Important Dates

- ✚ **Interbull Breeding Industry Workshop** – Friday 5th March, Paris. This meeting is open to the cattle breeding industry. To get further details and to register follow the *Interbull* link on the International Representation page of our website (www.icbf.com).
- ✚ **ICBF Audit & Finance Sub Committee Meeting** – Thursday 25th March 2010, 10:00 to 14:00 – Horse & Jockey.
- ✚ **Sheep Breeding Consultation Meeting – Genetic Evaluations** – Wednesday 31st March 2010, 10:30 to 14:00 – Maldron Hotel, Portlaoise.
- ✚ **Sheep Board Meeting** – Wednesday 31st March 2010, 14:00 to 16:00 – Maldron Hotel, Portlaoise.
- ✚ **ICBF Board Meeting** – Thursday 1st April, 10:30 to 14:00 Maldron Hotel, Portlaoise.
- ✚ **Tully Bull Sale** – Monday 3rd May 2010 11:00 to 16:00 – Tully Performance Test Centre, Tully. (Note change in date).
- ✚ **ICBF AGM** – 14:30 – 16:00, Thursday 27th May at the Maldron Hotel, Portlaoise.
- ✚ **ICAR and Interbull Meetings**, Riga Latvia 31st May to 4th June. Organisations interested in attending can find further information on the conference website - www.icar2010.lv.
- ✚ **Sheep 2010, Lyons Estate, UCD** – Saturday 26th June. This is a major day for the Irish Sheep industry.

2. Database



- ✚ In the Suckler scheme, the number of 2009 born calves with meal introduced is 606,870 with the number of animals weaned at 517,580.
- ✚ The Aberdeen Angus society began using the ICBF Taurus Herdbook solution this week, following a visit to ICBF. This will help ensure that Aberdeen Angus members can get Eurostar values for their breeding animals.
- ✚ All the AI organisations have now had the 2010 Handheld Software updates completed. A few remaining data issues from the migration were dealt with this week.
- ✚ The final updates to the Beef Eurostar catalogue have been completed this week. A webinar covering the new catalogue took place with herdbooks today.
- ✚ The updates to the Beef Eurostar report and the Suckler Cow report are being completed. This is to reflect the split in milk and fertility in the latest



evaluations. The Eurostar report is currently running, and the Suckler cow report will follow early next week.

- ✚ The graph shows Inseminations recorded on AI Handhelds in 2010 compared with 2009.

3. GROW[®] – Linear Scoring & Weight Recording

- ✚ The Linear Scorers attended the Limousin Sale in Roscrea on Monday to explain the new scoring rules to breeders.
- ✚ The GROW report was displayed and explained to herd owners at the Suckler Demo in Kilkenny on Wednesday.
- ✚ We will be attending the Hereford sale next week to display the benefits of scoring to breeders who may not have been involved before.
- ✚ Work is continuing to highlight the benefits of the new system to breeders with the aim of increasing the level of scoring in pedigree herds.

4. Sheep Ireland

- ✚ LambPlus Breeders are continuing to enter Lambing and 40 Day weighing data, breeders who have not yet entered this data are urged to do so once lambing begins on farm.
- ✚ LambPlus Breeders will receive a letter next week as a reminder to record this vital data.
- ✚ Lambing is commencing in the CPT flocks with the data being recorded electronically.
- ✚ A ‘Genetic Evaluation’ Industry meeting has been scheduled for the **Maldron Hotel on Wednesday 31st March at 10.30am.**
- ✚ An agenda for this meeting will be sent out in due course. The meeting will be focused on developments in the Sheep Ireland Genetic Evaluation system.

5. Genetic Evaluations

- ✚ Euro-star and BLUP figures on the ICBF website and on-line herd-books were updated on Monday 1st March for those animals scored and weighed between 16th January and the 15th February.
- ✚ Pedigree file and milk performance files extractions will begin this week ahead of the April run with all other files extracted in the coming weeks.
- ✚ New Test runs are in progress on a number of traits including dairy fertility, beef maternal weaning weight and beef linear type.
- ✚ ICBF staff attended a number of beef events this week including the Limousine Premier bull sale in Roscrea on Monday, the Suckling information day in Kilkenny Mart on Wednesday and an IFA meeting in Dunmanway on Thursday night.

6. Tully

Tully high health status sale, Monday 3rd May.

- ✚ Bulls are being halter trained at present, in preparation for the sale.
- ✚ Facilities are being power washed at the moment, with the sales ring at Tully being prepared and some safety features being added.
- ✚ Michael Taafe from Drogheda will be the auctioneer.

- ✚ The sale is being advertised through various forms of media in Ireland, N. Ireland and the UK, from next week onwards. This week, there was an announcement of the sale in the IFJ, which included information on the bulls.
- ✚ The closing date for entry forms (sent out to bull owners with bulls at Tully) for the up-coming sale was today, with nearly all forms received.
- ✚ There is a full brother in the current intake at Tully, to the top priced Limousin bull which sold for €800 at the recent Premier sale. Both bulls are by Mas Du Clo out of a Milbrook Monique dam. This is again another indicator of the quality of bulls that are being tested at present.
- ✚ Application forms for the next intake are being prepared and will be sent out over the next 10 days.

7. GENRELAND®

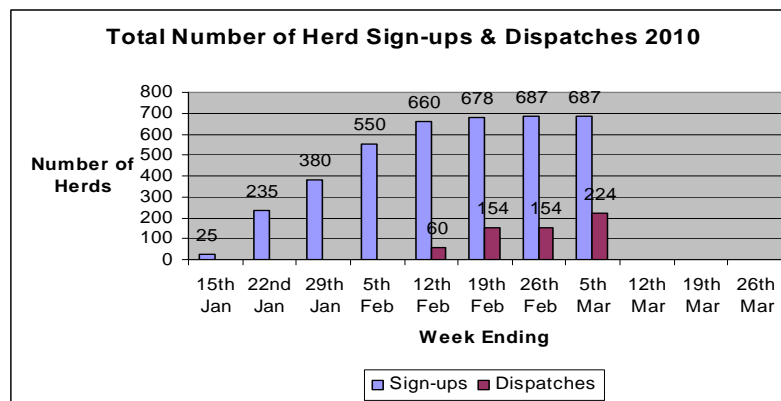
Beef

- ✚ Sign ups have reached 159 herds
- ✚ Total straws sent out per bull currently on the panel are in the table below

BREED	SI	SA	SH	HE
CODE	HSY	BHU	CZB	AGI
STRAWS	500	375	620	235

Dairy

- ✚ Dispatches continued this week for the Crossbred pack which includes both Jersey and Jersey crossbred bulls. Further orders are now being taken for this breed pack.



8. Milk Recording

National Milk Recording Results by County - 10 day Period 23/02/10 to 05/03/10

	No. Herds Recorded	No. Cows Recorded	Average Herd Size	Average 24hr Milk kg/Cow	Average Fat %	Average Protein %	Average F + P kg	Average SCC
CARLOW	10	573	57	25.1	4.43	3.50	1.99	438
CAVAN	36	1,336	37	24.6	4.11	3.39	1.85	378
CLARE	6	229	38	28.7	3.79	3.24	2.02	309
CORK STH	187	8,287	44	23.5	4.17	3.32	1.76	328
CORK NTH	177	8,689	49	23.7	4.30	3.36	1.82	335
DONEGAL	4	148	37	24.1	4.39	3.12	1.81	295
DUBLIN	5	400	80	23.0	4.21	3.29	1.73	519

GALWAY	10	570	57	26.8	4.05	3.20	1.94	412
KERRY	84	3,167	38	26.2	4.04	3.30	1.92	415
KILDARE	18	1,360	76	26.2	4.02	3.37	1.94	540
KILKENNY	26	1,580	61	21.3	4.13	3.33	1.59	355
LAOIS	19	802	42	21.1	4.12	3.40	1.59	501
LEITRIM	4	219	55	21.6	4.38	3.32	1.66	356
LIMERICK	76	3,471	46	24.6	4.05	3.31	1.81	346
LONGFORD	2	47	24	28.1	3.81	3.50	2.05	180
LOUTH	14	1,234	88	18.1	3.79	3.35	1.29	459
MAYO	22	733	33	22.7	3.94	3.28	1.64	397
MEATH	57	3,901	68	23.9	4.17	3.38	1.80	333
MONAGHAN	31	1,074	35	25.5	3.99	3.29	1.86	468
OFFALY	9	289	32	24.1	4.19	3.33	1.81	491
ROSCOMMON	1	37	37	30.3	3.33	3.14	1.96	644
SLIGO	3	116	39	19.7	3.41	3.08	1.28	326
TIPPERARY NTH	10	455	46	19.8	4.12	3.38	1.49	244
TIPPERARY STH	17	1,042	61	21.4	4.21	3.32	1.61	480
WATERFORD	25	1,878	75	25.8	4.34	3.36	1.99	379
WESTMEATH	20	1,122	56	26.2	4.52	3.32	2.05	500
WEXFORD	51	2,743	54	22.3	4.12	3.42	1.68	389
WICKLOW E	16	966	60	23.9	3.67	3.36	1.68	360
WICKLOW W	13	1,032	79	23.7	4.30	3.37	1.82	549
	No. Herds Recorded	No. Cows Recorded	Average Herd Size	Average 24hr Milk kg/Cow	Average Fat %	Average Protein %	Average F + P kg	Average SCC
National	953	47,500	52	24.0	4.07	3.32	1.77	404

National Milk Recording Averages by Province - 10 day Period 23/02/10 to 05/03/10.

Provincial	No. Herds Recorded	No. Cows Recorded	Average Herd Size	Average 24hr Milk kg/Cow	Average Fat %	Average Protein %	Average F + P kg	Average SCC
Munster	592	29,586	50	24.2	4.13	3.32	1.80	387
Leinster	260	14,927	57	23.6	4.11	3.38	1.77	432
Connacht	47	2,680	57	24.2	3.82	3.20	1.70	411
Ulster	71	2,558	36	24.7	4.16	3.27	1.84	380

9. HerdPlus

Dairy

✚ The 2009 end of year Glanbia Milk Performance report, was posted to all Glanbia suppliers. It combines the farmers' bulk data from the co-op and the number of cows from ICBF, to calculate the average solids output per cow and average SCC. By combining the data from two existing databases, this new report adds real value by putting farmer's own data in a format which measures his cows' performance. It also benchmarks the farmer's performance against the top 10% in Glanbia. (*Please see sample report below*)

Brian Wickham (PhD) Chief Executive, ICBF & Sheep Ireland, Highfield House, Shinagh, Bandon Co. Cork., Phone: +353 238 820 222, Mobile: +353 86 826 9911, Email bwickham@icbf.com.

Registered Office: Irish Cattle Breeding Federation Society Ltd trading as "ICBF", Highfield House, Shinagh, Bandon, Co Cork. Registered Dublin, Ireland. Registration Number 4914R, Industrial and Provident Societies Acts, 1893 to 1978. Web: www.icbf.com.

Registered Office: Sheep Database Ltd trading as "Sheep Ireland". Highfield House, Shinagh, Bandon, Co Cork. Registered Dublin, Ireland. Registration Number 465004, Companies Acts 1963 to 2006. Web: www.sheep.ie.

Herd Owner: M
Designator: IE1110
Supplier Number: 6744 / Winter

LoCall 1850 600 900

Table 1: Your Herds Milk Deliveries to Glanbia for 2008/2009

2009								2008							
Month	Milk (Ltrs)	Fat %	Ptn %	Total MS (kg)	SCC	Total Dairy Cows	MS/cow /day (all cows)	Milk (Ltrs)	Fat %	Ptn %	Total MS (kg)	SCC	Total Dairy Cows	MS/cow /day (all cows)	
Jan	27,250	3.99%	3.24%	2,029	240	69	1.05	19,400	4.15%	3.21%	1,470	211	68	0.77	
Feb	41,448	3.86%	3.42%	3,107	130	75	1.48	24,796	4.1%	3.27%	1,882	117	75	0.90	
Mar	49,631	3.69%	3.42%	3,634	135	84	1.40	40,953	3.87%	3.36%	3,049	124	76	1.08	
Apr	55,063	3.71%	3.52%	4,100	215	76	1.69	40,006	3.28%	3.67%	2,863	147	69	1.60	
May	45,085	3.76%	3.41%	3,329	228	76	1.56	36,376	3.67%	3.64%	2,738	156	65	1.50	
Jun	56,481	3.79%	3.44%	4,205	220	77	1.56	42,800	3.89%	3.61%	3,305	171	65	1.45	
Jul	36,616	3.92%	3.49%	2,794	251	77	1.30	27,569	3.96%	3.62%	2,152	245	65	1.18	
Aug	34,756	3.83%	3.52%	2,631	284	77	1.22	25,911	4.22%	3.72%	2,119	189	65	0.93	
Sep	32,753	4.15%	3.82%	2,688	275	77	1.00	26,170	4.46%	3.9%	2,253	216	65	0.99	
Oct	26,390	4.25%	3.9%	2,215	247	72	1.10	24,643	4.47%	3.6%	2,047	141	65	1.12	
Nov	21,202	4.57%	3.74%	1,815	283	72	0.90	17,144	4.04%	3.16%	1,271	204	67	0.68	
Dec	28,521	4.23%	3.53%	2,279	198	72	0.90	24,949	4.04%	3.18%	1,855	160	67	0.79	
Total	455,196	3.91%	3.51%	34,826				350,717	3.95%	3.52%	27,004				
Avg/mth	37,933			2,902	218	75	1.26	29,226			2,250	169	68	1.08	
Avg/cow	6,069			464				5,158			397				

FIG 1: Milk Solids per Cow per Day 2008-2009

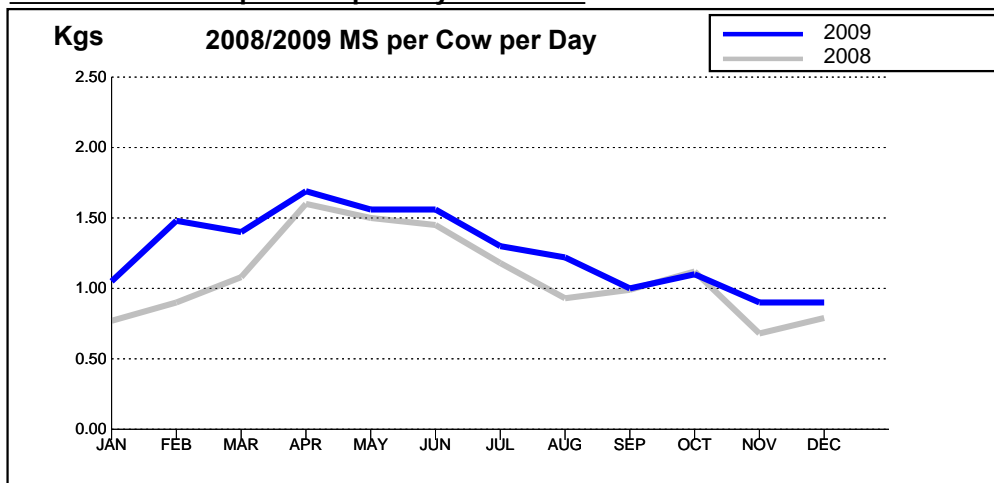
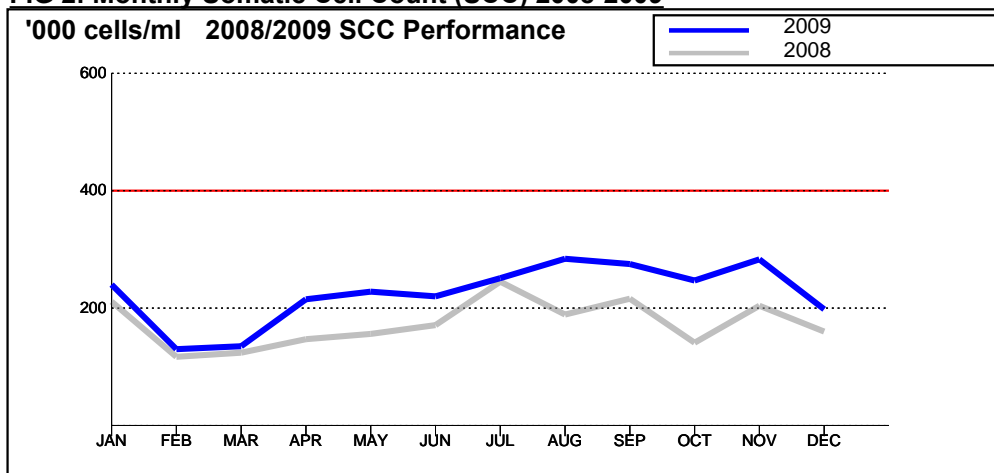


FIG 2: Monthly Somatic Cell Count (SCC) 2008-2009



Useful Management Tips

- Use the Spring rotation planner to simplify grass management

- TARGETS:
 - 1/3 grazed at the end of February
 - 1/3 grazed by St. Patrick's day
 - 1/3 grazed at the end of March

- Add 7-10 days to these target dates on wet/heavy farms

- Monitor cows closely for mastitis in early lactation -- treat promptly

- Use the ICBF Active Bull list to pick your AI Sires this Spring

- Feed 13kg grass + 3kg meals per cow per day in March.
 - Feed extra meal or silage if short of grass

- Save labour - you can feed calves once a day from one week of age

- Weather permitting - most farms should apply 46 units N/acre in March

Herd Owner: M
Designator: IE1110

LoCall 1850 600 900

Supplier Number: 6744 / Winter

Table 2: Your Glanbia/ICBF Performance Score Card

	Your Herd	Glanbia Average	Glanbia Top 10%	Your Rank out of 100	Your Star Rating ¹
Your Milk performance for 2009 (Jan - Dec) based on Glanbia data					
Fat % to end December 2009 The weighted average Fat % from Jan - Dec 2009	3.91	3.82	3.97	77%	* * * *
Protein % to end December 2009 The weighted average Protein % from Jan - Dec 2009	3.51	3.33	3.45	96%	* * * * *
Fat + Protein (Kg/cow) Average Fat and Protein yield per cow for your herd (Table 1)	464	356	450	93%	* * * * *
Average Milk Value (cpl) Incl. VAT Average milk value received from Jan - Dec 2009, on your farm performance.	26.3	24.9	27	78%	* * * *
SCC (,000 cells/ml) The weighted average Somatic Cell Count for Jan - Dec 2009	218	278	176	79%	* * * *
Your Fertility & Culling based on HerdPlus 2009 Calving Report					
Calving Interval (days) Average number of days between successive calvings for cows calved during the period	416	423	379	53%	* * *
Days to calve 50% of herd Start 13/01/2009 - Median 29/01/2009	17	49	17	92%	* * * * *
Culling Rate Number of cows culled (Factory/Died) in the period (1) as a proportion of eligible cows (76)	1%	15%	3%	97%	* * * * *
%AI bred replacements %female calves born in the period from dairy AI (21) as a proportion of eligible cows (76)	28%	13%	33%	83%	* * * * *
Your EBI Statistics based on Herdplus EBI Report Feb 2010					
Herd EBI 2010 Average EBI for cows with EBI data	€45	€48	€79	38%	* *
Yearly EBI Gain (2009-2010) Gain in Herd EBI based on; 0-1yr old, 1-2yr old & 22% replacement rate	€4	€2.9	€7	70%	* * * *
EBI of 2009 Inseminations Weighted Average EBI of dairy AI bulls recorded in Spring 2009	n/a	€126	€164	n/a	
¹ * = 0 - 20% ** = 21 - 40% *** = 41 - 60% **** = 61 - 80% ***** = 81 - 100%					
Table of Terms					
Glanbia Average	The average performance of all Glanbia herds for relevant Key Performance Indicator (KPI)				
Glanbia Top 10%	The top 10% cut off point of all Glanbia herds for relevant Key Performance Indicator (KPI)				
Your Rank out of 100	1% = Bottom Herd, 50% = Average Herd, 100% = Top Herd				
Your Star Rating	Your performance for the KPI displayed in stars e.g. 1 star is bottom 20% and 5 stars = top 20%				