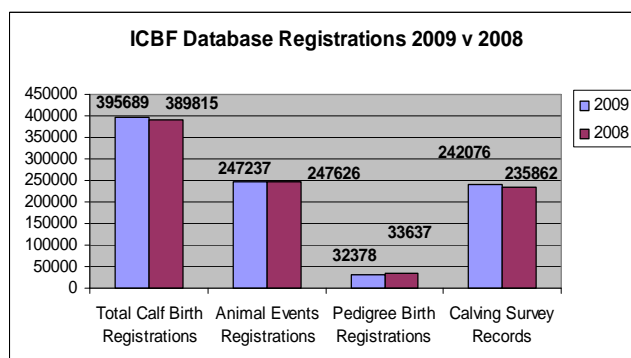
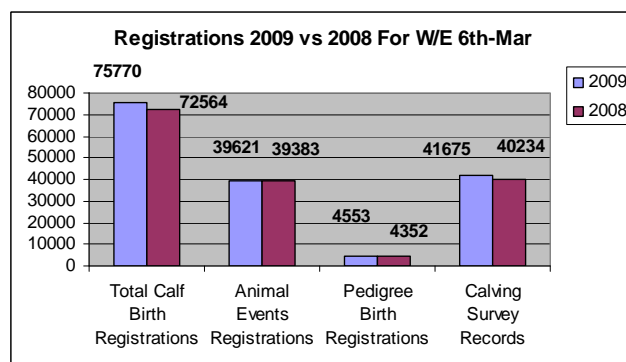


1. Important Dates

- ✚ **Thursday 26th March.** ICBF Audit & Finance Sub Committee Meeting, Horse & Jockey. 10:30-16.30,
- ✚ **Thursday 2nd April 2009.** ICBF Board Meeting, Portlaoise 10:30-14:00
- ✚ **Thursday 2nd April 2009.** Sheep Ireland Board Meeting, Portlaoise. 14:00 – 16:30

2. Database



- ✚ 32,007 inseminations have been received so far in 2009, compared with 31,163 in 2008 for the same period.
- ✚ The final group of AI technicians (PG-South Midlands) were migrated to the 2009 AI software this past week.
- ✚ The 2009 Suckler Scheme calvings are continuing at a solid rate. In relation to 2008 born calves, the number of calves with a meal feeding introduction has increased to 750,000, with just over 654,000 of these having been weaned.
- ✚ The revamp of the Milk Recording system continues. Initial testing has begun this week, and it is envisaged that the milk recording organisations will begin to see the application for testing in another week.
- ✚ Updates to the Sire Advice application are now live.
- ✚ Development on the sheep application continues, with on-going updates being released.

3. Tully

- ✚ Letters have been sent out this week to breeders that have bulls meeting the criteria for the next intake in May.
- ✚ Hoof care has been carried out on bulls this week as deemed necessary.
- ✚ Bulls are again advertised on the Irish Farmers Journal which has lead to good response and some bulls been sold as a result.
- ✚ Breakdown by breed of they average daily gain (A.D.G) of bulls for the last weighting (6th Feb 09 to 27th Feb 09).

Breed	AA (n = 4)	AU (n = 7)	BB (n = 1)	CH (n = 5)	LM (n = 26)	PT (n = 2)	SA (n = 2)	SI (n = 2)	SH (n = 1)	HE (n = 2)
Highest A.D.G	2.4	2.2	1.9	3.0	3.0	3.0	2.6	2.7	2.4	2.7
Lowest A.D.G	1.9	1.6	1.9	2.0	1.6	1.5	2.5	1.9	2.4	2.4
Average	2.2	1.8	1.9	2.5	2.2	2.2	2.5	2.3	2.4	2.5

4. Lambplus[®]

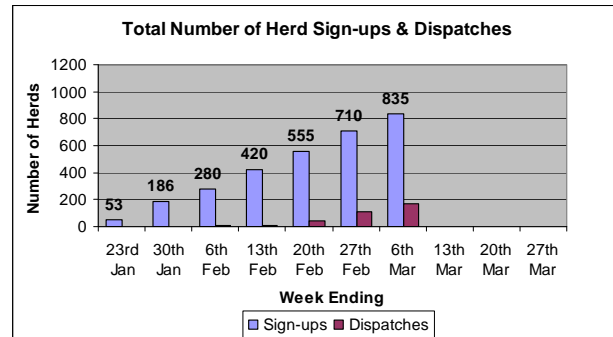


- ✚ Changes were made live on some of the Lambplus screens this week.
 - This was based on feedback that was received from Lambplus Users.
- ✚ Lambing, & Mating Recording sheets for Flockowners signed up to the 'Paper' service were sent out to those Flockowners that had returned completed Inventory forms to us.
 - Flockowners that had not yet sent back their completed Inventory Sheets were contacted this week also.
 - Flockowner that opted for the electronic option and have not yet entered data will also be contacted in the coming days.
- ✚ The retrieval & keying of NSIS tag numbers for ewes & rams in the MALP flocks is ongoing.
 - Given the Flock sizes involved this work is quite slow but is very important in terms of ensuring that the identification of each sheep in these flocks is accurately recorded.

5. GENE IRELAND[®]

Dairy

- ✚ The panel of test bulls for this Spring has been revised, now that Genomic data has been officially released (see attached). We are still waiting on genomic analysis on a few of the HOFR's.
- ✚ Approximately 20 Jersey and KiwiCross bulls sourced from New Zealand will be added to the panel next week – details of these are currently being finalized. With their inclusion there are plenty of spaces available for herds to sign-up to the XBRED pack. These bulls will also be marketed outside of GENE IRELAND by the respective AI Companies but at a greater cost.



- ✚ In total 16 bulls are currently being dispatched (including the few bulls carried over from the Autumn program). The summary of the 2 panels of HOFR bulls being dispatched at the moment are as follows:

SUMMARY - Spring 2009 Test Groups

****Note the genetic evaluation of the following bulls include Genomic data.****

DETAILS TEST GROUP 1

AI Code	Animal Name	HO %	Sire	Overall Index	Milk Prod SI	Fertility SI	Calving SI	Carcass SI	Health SI	Milk
				EBI (€)	(€)	(€)	(€)	(€)	(€)	KG
BPU	BIGPARK RUELSA	91	RDU	152	66.4	56.8	35.1	-7.2	0.6	213
CXA	CURRA MCL LAR	88	MCL	119	82.2	22.2	23.2	-12.3	3.4	142
MVC	DROMCUNNIG VINCE	88	LLO	159	54.5	89.2	21.4	-4.8	-1.7	168
MZK	MOOREPARK OLLIE 838	75	RMW	182	86.8	101.1	22.3	-25.3	-2.9	69
OCH	DOCHAS SAMMY 483	84	LLO	171	90.9	72.3	15.6	-5.9	-2.3	172
AVERAGE:				€156	€76	€68	€24	€11.1	€0.6	153

DETAILS TEST GROUP 2

AI Code	Animal Name	HO %	Sire	Overall Index	Milk Prod SI	Fertility SI	Calving SI	Carcass SI	Health SI	Milk
				EBI (€)	(€)	(€)	(€)	(€)	(€)	KG
CXN	CORRINVILLE MOUN	100	LLO	148	66.0	79.7	9.3	-5.4	-1.7	104
FZI	BALLYKINASH FINTAN	59	HFL	174	57.5	91.4	28.7	-2.2	-1.7	30
HXL	HILLSDALE HARRY	97	RUU	163	60.1	89.1	19.8	-6.9	1.1	32
LFM	(IG) LISDUFF MASTERPIECE ET 1	97	OJI	174	97.4	44.7	38.8	-6.4	-0.6	478
LYF	(IG) LYNBROOK FORTUNE	100	S448	158	109.5	37.5	26.9	-17.2	1.7	439
AVERAGE:				€163	€78	€68	€25	€7.6	€0.2	216

Beef

- ✚ Sign ups have reached 236 herds taking an average of 18 straws each. 79 herds ahead of the same week last year.
- ✚ The Charolais bull KLU is now finished, becoming the 6th Charolais bull tested.
- ✚ He has been replaced by the interesting new Nelson son RHI (top 1% of breed).
- ✚ Total straws sent out per bull currently on the panel are in the table below.

BREED	CH	LM	SI	SI	BB	PT	BA	BA	AA	AA	AA	SH
CODE	RHI	CWI	RWV	SKU	RSA	KCP	WOA	CDK	RWB	FPG	LZE	CZB
# STRAWS	-	511	50	362	423	207	296	55	222	77	137	55

6. Animal Health Ireland

- ✚ ICBF is represented at today's Animal Health Ireland workshop. The purpose of the Workshop is to build awareness of:
 - The current situation regarding non-regulatory animal disease in Ireland;
 - The current and future impacts of international initiatives;
 - The level of expertise/knowledge currently available in Ireland
 - The need to coordinate the currently fragmented approach
- ✚ The Workshop has addressed three "diseases": milk quality, IBR and Johne's. By considering these three examples a range of key considerations have been identified for delivering benefits from improved animal health in Ireland. These include:
 - The need for all organisations involved to work together to address the diseases of importance to Irish farmers.
 - The need for a very efficient information and diagnostic infrastructure based on the ICBF database and laboratory service providers.
 - The need for farmers to have ready access to information and advice on how to prevent and solve disease problems.

- Farm advisors, including Vets, TEAGASC, and Technicians are well informed and present a consistent message.
 - Appreciation for the very good work now being undertaken by Animal Health Ireland, even at this very early stage in its development.
- ✚ A full report of the Workshop will be included in the Update next week.

6. Genetic Evaluations

Dairy

- ✚ The active bull list was officially published during the week and is available on the website.
- ✚ The cut-off date for data for the next run is today. Extracts will begin next week. Files are to be submitted to Interbull by Monday 24th.

Genomic Update

- ✚ DNA samples provided by AI companies have been sent to Wetherbys for extraction. Once extracted they will be sent to Denmark for genotyping. It is anticipated that these bulls will be included for the next run and will receive genomic proofs and be eligible for the April 09 active bull list provided they meet the minimum criteria.

Beef

- ✚ Work on testing of the new joint docility evaluation is ongoing.

International

- ✚ File of foreign proofs and pedigree have been received from the UK for the Simmental breed. The file contained 356 animals matching the UK database (out of 795 sent). The direct and maternal weaning weight proofs for these animals will be included in the next genetic evaluation run.

7. Milk Recording

National Milk Recording Results by County - 10 day Period 24/02/09 to 06/03/09

	<i>No. Herds Recorded</i>	<i>No. Cows Recorded</i>	<i>Average Herd Size</i>	<i>Average 24hr Milk kg/Cow</i>	<i>Average Fat %</i>	<i>Average Protein %</i>	<i>Average F + P kg</i>	<i>Average SCC</i>
CARLOW	4	183	46	28.0	4.20	3.40	2.13	206
CAVAN	24	907	38	25.2	3.84	3.34	1.81	334
CLARE	6	332	55	30.5	3.69	3.26	2.12	376
CORK STH	184	8,734	47	23.8	3.99	3.28	1.73	390
CORK NTH	193	8,889	46	24.2	4.18	3.30	1.81	378
DONEGAL	6	250	42	23.5	4.22	3.33	1.77	249
DUBLIN	5	264	53	25.0	3.70	3.28	1.75	277
GALWAY	9	403	45	24.5	3.97	3.22	1.76	389
KERRY	89	3,486	39	25.6	3.94	3.23	1.84	378
KILDARE	9	658	73	27.6	3.86	3.35	1.99	495

KILKENNY	25	1,210	48	20.2	4.15	3.35	1.52	245
LAOIS	11	370	34	22.8	4.12	3.45	1.73	324
LEITRIM	6	178	30	21.7	3.82	3.19	1.52	330
LIMERICK	87	3,749	43	25.5	4.04	3.26	1.86	340
LONGFORD	3	95	32	28.5	4.26	3.24	2.14	183
LOUTH	10	530	53	23.4	3.60	3.35	1.63	256
MAYO	6	300	50	25.3	3.39	3.54	1.75	514
MEATH	49	3,864	79	24.8	4.11	3.40	1.86	453
MONAGHAN	32	1,136	36	24.0	3.81	3.31	1.71	313
OFFALY	7	398	57	22.9	4.11	3.30	1.70	367
ROSCOMMON	1	19	19	13.9	3.65	3.69	1.02	242
SLIGO	2	55	28	25.3	3.20	3.45	1.68	362
TIPPERARY NTH	13	553	43	23.2	4.02	3.35	1.71	353
TIPPERARY STH	16	850	53	21.3	4.00	3.37	1.57	370
WATERFORD	26	1,727	66	23.3	4.02	3.31	1.71	313
WESTMEATH	8	431	54	24.7	4.01	3.38	1.83	440
WEXFORD	45	2,567	57	23.3	4.06	3.36	1.73	321
WICKLOW E	19	1,092	57	21.5	3.45	3.30	1.45	310
WICKLOW W	7	365	52	22.3	3.96	3.38	1.64	243
	<i>No. Herds Recorded</i>	<i>No. Cows Recorded</i>	<i>Average Herd Size</i>	<i>Average 24hr Milk kg/Cow</i>	<i>Average Fat %</i>	<i>Average Protein %</i>	<i>Average F + P kg</i>	<i>Average SCC</i>
National	902	43,595	47	24.0	3.91	3.34	1.74	336

National Milk Recording Averages by Province - 10 day Period 24/02/09 to 06/03/09								
Provincial	No. Herds Recorded	No. Cows Recorded	Average Herd Size	Average 24hr Milk kg/Cow	Average Fat %	Average Protein %	Average F + P kg	Average SCC
Munster	614	28,320	46	24.7	4.03	3.30	1.81	362
Leinster	202	12,027	60	24.2	3.72	3.35	1.71	317
Connacht	24	955	40	22.1	3.88	3.42	1.61	367
Ulster	62	2,293	37	24.2	4.04	3.33	1.78	299

National Milk Recording Statistics - Herds, Cows & EDIY 06/03/09						
Milk Recording Organisation	Total Herds Recorded YTD 06/03/09	No. EDIY Herds YTD 06/03/09	% Herds EDIY	Total No. Cows Recorded YTD 06/03/09	No. EDIY Cows YTD 06/03/09	% Cows EDIY
Progressive	1,136	242	21%	68,216	15,045	22%

Dairygold	447	44	10%	23,494	2,813	12%
Kerry	337	2	1%	15,266	173	1%
SWS	462	10	2%	21,333	867	4%
Tipperary	24	4	17%	1,209	252	21%
Arrabawn	15	8	53%	680	382	56%
Connacht	58	0	0%	2,682	0	0%
Donegal	0	0	0%	0	0	0%
Total	2,479	310	13%	132,880	19,532	15%

Recorded Cows by Milk Recording Organisation - Year on Year Comparison			
Milk Recording Organisation	YTD 2008 Cows Recorded 01/01/08 - 06/03/08	YTD 2009 Cows Recorded 01/01/09 - 06/03/09	2009 vs 2008 Year on Year Difference (%)
Progressive	72,435	68,216	-6.2%
Dairygold	21,628	23,494	7.9%
Kerry	16,603	15,266	-8.8%
SWS	21,652	21,333	-1.5%
Tipperary	1,147	1,209	5.1%
Arrabawn	1,103	680	-62.2%
Connacht	3,800	2,682	-41.7%
Donegal	214	0	0.0%
Total	138,582	132,880	-4.3%

8. Change in our phone numbers

The ICBF phone numbers have changed. Our new numbers have “88” added to them after the area code (023). Please amend your files as soon as possible. The old numbers will continue to work until May of 2009.

Old Number (example)	New Number (example)
Phone: 023 20222	023 88 20222
Fax: 023 20229	023 88 20229

Brian Wickham Ph.D. Chief Executive Irish Cattle Breeding Federation Soc. Ltd, Highfield House, Shinagh, Bandon, Co. Cork, Ireland, Phone office +353 (0)23 882 0222, mobile +353 (0)86 826 9911 Fax office +353 (0)23 882 0229 E-Mail bwickham@icbf.com ICBF Web site www.icbf.com

Table 1. List of potential Holstein Friesian Bulls for GEN IRELAND Spring 2009 program. (Updated 6th March 2009)

Note: Some HOFR bulls do NOT have genomic data included at this point in time (marked with *)

ANIMAL NUMBER	ANIMAL NAME	HOL	AI	SIRE	MGS	EBI		Milk SI	Fert SI	M kg	F kg	P kg	F%	P%	CI	SU%	CD%	Sire	Sire	Sire	Dam	Dam	Dam	BREEDER
						EBI	rel											EBI	Milk	Fert	EBI	Milk	Fert	
BKG	(IG) BALLYBRIDE ECKLAND	72%	NCBC	WPE	UYC	€167	34%	74	78	142	13.8	10.0	0.16	0.10	-4.4	2.3	2.5	€166	€90	€69	€151	€56	€33	PATRICK O'LEARY
BKJ	(IG) BOWENSCROSS BLACKJACK	63%	NCBC	SVB	SPW	€130	39%	60	61	111	9.7	8.4	0.10	0.09	-2.9	2.3	1.6	€103	€50	€44	€162	€60	€33	NOEL BOWEN
BPU	BIGPARK RUELSA	91%	NCBC	RDU	ERO	€152	41%	66	57	213	14.2	9.8	0.11	0.05	-3.5	1.3	2.1	€172	€68	€62	€125	€59	€51	SEAN MCCUTCHEON
BQB	(IG) BALLYBRIDE ARISTOTLE	63%	NCBC	WPE	UYC	€171	36%	87	85	164	14.8	12.0	0.16	0.12	-5.0	2.3	4.8	€166	€90	€69	€168	€79	€91	PATRICK O'LEARY
BSH	(IG) BALLYBRIDE SHAMROCK	75%	NCBC	HFL	BWZ	€181	44%	76	85	106	18.8	8.9	0.28	0.10	-5.2	2.1	1.1	€175	€68	€72	€151	€74	€65	PATRICK O'LEARY
BXP	BELLPARK DECLAN	50%	NCBC	HFL	ODR	€158	44%	39	93	-9	12.7	3.1	0.25	0.07	-6.0	1.9	1.2	€175	€68	€72	€138	€32	€37	FERGUS AUSTIN
CHQ	(IG) CACANODE HAROLD	72%	NCBC	DEU	MBH	€163	50%	83	67	109	16.5	10.4	0.23	0.13	-4.3	1.5	3.8	€138	€36	€59	€147	€82	€43	TIMOTHY O'SHEA
CTJ	(IG) CARRON STYLER	88%	NCBC	STX	QGI	€134	44%	49	69	106	6.4	7.2	0.05	0.07	-3.6	2.3	3.0	€118	€74	€16	€131	€54	€73	JOHN HALLY
CXA	CURRA MCL LAR	88%	NCBC	MCL	SPW	€119	45%	82	22	142	14.7	11.1	0.18	0.12	-0.3	1.6	2.6	€113	€74	€11	€162	€113	€31	KIERAN HEARNE
CXN	CORRINVILLE MOUN	100%	NCBC	LLO	FYG	€148	46%	66	80	103	9.3	9.2	0.10	0.11	-4.7	2.1	2.9	€123	€53	€68	€138	€66	€54	TONY MURPHY
DMF	(IG) DONEEN MARLEEN MASCO	100%	NCBC	MCL	GMI	€104	51%	52	43	184	8.2	8.5	0.02	0.05	-1.9	1.9	3.3	€113	€74	€11	€93	€79	€15	GERARD MURPHY
DUY	(IG) DERRINTOGER RUDDY	100%	NCBC	AAP	RUU	€162	56%	70	76	115	10.5	9.8	0.12	0.11	-5.2	1.2	2.4	€127	€56	€63	€160	€75	€56	MATTHEW O'CONNOR
DZE	BALLYKINASH DERMOT 569	63%	NCBC	HFL	BAV	€153	47%	46	80	48	14.2	4.7	0.24	0.06	-4.1	2.8	1.5	€175	€68	€72	€127	€5	€108	JIM DELAHUNTY
FZI	BALLYKINASH FINTAN	59%	NCBC	HFL	HWT	€174	45%	58	91	30	13.3	6.3	0.23	0.10	-5.4	2.4	1.4	€175	€68	€72	€110	€18	€78	JIM DELAHUNTY
HXL	HILLSDALE HARRY	97%	NCBC	RUU	LLO	€163	50%	60	89	32	11.0	7.1	0.19	0.12	-5.6	1.9	3.2	€166	€42	€78	€109	€63	€50	KEVIN HEGARTY
IRP	MILLANDS PRINCE	72%	NCBC	BWZ	GMI	€202	46%	78	109	120	13.8	10.3	0.18	0.12	-5.1	4.3	1.4	€141	€71	€49	€134	€54	€65	PATRICK COAKLEY
KUB	(IG) KNOCKSOUNA BLACKJACK	88%	NCBC	SVB	VEO	€120	44%	57	51	47	11.3	6.9	0.18	0.10	-2.1	2.2	1.3	€103	€50	€44	€113	€59	€31	DANIEL & DECLAN FLYNN
KUN	(IG) KNOCKSOUNA VELVET	94%	NCBC	MAU	KBA	€130	45%	74	45	124	9.0	10.7	0.08	0.13	-2.6	1.3	3.1	€122	€70	€36	€103	€53	€37	DANIEL & DECLAN FLYNN
LBN*	LYNBROOK RONALDO 2	100%	Dovea	RXO	OJI	€159	29%	62	65	368	11.1	11.7	-0.06	-0.01	-2.5	3.2	1.5	€216	€47	€120	€105	€76	€10	JOHN CUNNANE
LDF*	LISDUFF LEGACY	100%	Dovea	MCL	OJI	€127	29%	87	9	431	14.7	15.6	-0.03	0.03	0.2	1.1	1.5	€113	€74	€11	€142	€100	€7	JOHN J O'SULLIVAN
LFM	(IG) LISDUFF MASTERPIECE ET 1	97%	NCBC	OJI	ELC	€174	54%	97	45	478	16.8	17.3	-0.02	0.03	-1.7	2.2	1.1	€250	€114	€86	€117	€33	€21	JOHN J O'SULLIVAN
LRG	(IG) LYNBROOK ROBBIN ET	100%	NCBC	S448	OJI	€143	41%	94	37	466	15.0	16.9	-0.05	0.03	-0.7	2.5	2.9	€108	€32	€22	€141	€80	€28	JOHN CUNNANE
LYF	(IG) LYNBROOK FORTUNE	100%	NCBC	S448	OJI	€158	42%	110	38	439	17.5	18.4	0.02	0.07	-0.7	2.6	2.3	€108	€32	€22	€109	€105	€25	JOHN CUNNANE
LYO*	LYNBROOK ROSCOE ET	100%	Dovea	S448	OJI	€125	22%	81	25	388	10.9	14.8	-0.08	0.04	-0.7	1.5	2.9	€108	€32	€22	€141	€30	€28	JOHN CUNNANE
MFY	(IG) MEENASCORTHY SCOT	75%	NCBC	TYZ	UYC	€104	39%	81	27	269	9.8	13.4	-0.01	0.08	-1.8	0.5	2.4	€47	€26	€30	€141	€123	€19	ANDREW FITZGERALD
MHZ	MURPHYS BONANZA	16%	NCBC	BCG	UYC	€140	42%	49	71	24	13.3	5.0	0.24	0.08	-4.1	1.9	1.7	€128	€13	€99	€159	€121	€30	JAMES MURPHY
MJX	MOOREPARK JINX 884	81%	NCBC	RMW	UYC	€155	38%	71	88	60	13.7	8.5	0.22	0.12	-5.5	2.0	1.3	€152	€72	€72	€119	€38	€33	TEAGASC
MVC	DROMCUNNIG VINCE	88%	NCBC	LLO	HPI	€159	48%	55	89	168	8.5	8.5	0.04	0.06	-5.4	2.2	1.9	€123	€53	€68	€109	€42	€42	PATRICK BUCKLEY
MZK	MOOREPARK OLLIE 838	75%	NCBC	RMW	UYC	€182	41%	87	101	69	15.2	10.7	0.24	0.16	-5.9	2.7	1.8	€152	€72	€72	€154	€80	€78	TEAGASC
NYS	(IG) MEENROSS MILEY	84%	NCBC	RMW	SPW	€176	37%	74	96	179	11.5	10.9	0.09	0.09	-5.9	2.2	1.6	€152	€72	€72	€155	€64	€78	SEAN BUGLER
OCH	DOCHAS SAMMY 483	84%	NCBC	LLO	DNV	€171	44%	91	72	172	15.8	12.5	0.17	0.13	-3.1	3.2	2.5	€123	€53	€68	€133	€32	€42	MICHAEL CASEY
SHK	(IG) SHIOFRA MACY	25%	NCBC	RIP	ODR	€140	42%	73	58	134	15.9	9.4	0.20	0.09	-2.9	2.0	2.0	€117	€44	€65	€133	€79	€41	PAUL RYAN
SHQ	(IG) SHANMAC MOBILE	88%	NCBC	RMW	ESZ	€174	41%	87	72	267	11.8	13.9	0.03	0.09	-3.8	2.4	1.4	€152	€72	€72	€127	€63	€55	MICHAEL MC GRATH
SOK	(IG) SUNNYBANK OMAN	63%	NCBC	OJI	BCG	€223	42%	71	109	128	12.0	9.8	0.14	0.10	-5.5	3.9	1.3	€250	€114	€86	€162	€32	€99	KEVIN MCSWEENEY
VWR	(IG) VIADUCTVIEW RAYMOND	88%	NCBC	JYX	NWL	€122	46%	56	73	184	11.4	8.4	0.08	0.04	-2.5	3.9	4.0	€93	€52	€60	€146	€67	€66	DONAL MCSWEENEY
YOA*	BALLYDEHOB ROY 765	100%	ABS	RUU	OJI	€154	36%	76	44	261	14.2	11.8	0.09	0.06	-2.8	1.0	1.5	€166	€42	€78	€138	€109	€10	ROBT SHANNON & HELEN
YRH*	BALLINDEASIG HARRY 879	94%	NCBC	LLO	AHD	€123	36%	50	70	142	4.8	8.3	-0.02	0.07	-3.6	2.4	3.1	€123	€53	€68	€124	€47	€72	EDWARD JAGOE
IE131731711356	n/a	56%	NCBC	BGZ	SPW	€183	43%	73	99	185	11.0	11.0	0.08	0.09	-4.9	3.6	2.1	€164	€57	€97	€152	€63	€74	SEAN BUGLER
IE131731741367	n/a	94%	NCBC	KES	HFL	€123	52%	96	16	337	19.3	14.8	0.12	0.07	-0.7	0.7	2.2	€129	€109	€19	€152	€63	€64	SEAN BUGLER
IE131751670635	n/a	69%	NCBC	HFL	LWK	€160	43%	62	74	123	10.7	8.6	0.11	0.09	-4.5	1.8	1.4	€175	€68	€72	€134	€71	€58	GERARD WHELAN

Table 1. List of potential Holstein Friesian Bulls for GEN IRELAND Spring 2009 program. (Continued)

Note: Some HOFR bulls do NOT have genomic data included at this point in time (marked with *)

ANIMAL NUMBER	ANIMAL NAME	HOL	AI	SIRE	MGS	EBI		Milk SI	Fert SI	M kg	F kg	P kg	F%	P%	CI	SU%	CD%	Sire	Sire	Sire	Dam	Dam	Dam	BREEDER
						EBI	rel											EBI	Milk	Fert	EBI	Milk	Fert	
IE141171390829	CORROVOLLEY CUPID ARENDO	91%	NCBC	SAO	RUU	€123	48%	84	30	292	15.9	13.1	0.09	0.06	-1.6	1.0	3.6	€101	€30	€24	€174	€91	€58	JOHN RICHARD SWEETNAM
IE141394220630	n/a	72%	NCBC	KNW	BWH	€199	39%	108	101	121	20.2	13.5	0.30	0.18	-5.3	3.1	2.3	€177	€90	€92	€133	€75	€40	PATRICK GRIFFIN
IE141766750711	n/a	75%	NCBC	LLO	UYC	€144	45%	59	85	45	10.1	7.2	0.16	0.11	-5.3	2.0	1.9	€123	€53	€68	€111	€77	€33	ANDREW DINEEN
IE141893060975	(IG) LEETOWN LUTHAR	91%	NCBC	LOO	HRZ	€139	50%	86	26	306	16.4	13.4	0.09	0.06	-0.9	1.3	2.5	€138	€101	€22	€124	€59	€39	MARGARET BURKE
IE151166920765	(IG) CARRACOUGH LIMPIT	100%	NCBC	OJI	MYO	€160	48%	102	25	357	18.9	16.0	0.10	0.08	0.3	2.6	1.0	€250	€114	€86	€92	€57	€24	DENIS O'CONNELL
IE151549224381	(IG) MOOREPARK ECKLAND	75%	NCBC	WPE	UYC	€144	34%	95	43	222	17.0	13.5	0.16	0.12	-2.7	1.0	1.6	€166	€90	€69	€132	€73	€59	TEAGASC
IE151549234382	n/a	88%	NCBC	AAP	JVH	€163	46%	72	66	244	6.3	12.5	-0.05	0.08	-3.7	2.0	2.1	€127	€56	€63	€166	€69	€73	TEAGASC
IE151619250434*	BRIDEPARK OMAN	97%	Eurogene	OJI	AAP	€196	33%	107	60	431	15.0	18.0	-0.03	0.07	-2.7	2.5	1.3	€250	€114	€86	€139	€100	€33	PATRICK AHERN
IE191062161272	(IG) GLENSILLAGH TIMMY	94%	NCBC	LLO	NHS	€129	48%	73	58	107	6.9	10.8	0.06	0.14	-2.0	3.0	4.0	€123	€53	€68	€120	€66	€53	DES O'CONNOR
IE191062191267	(IG) GLENSILLAGH OMAN	94%	NCBC	OJI	AAP	€167	45%	109	34	465	19.8	18.2	0.04	0.05	-0.7	2.3	1.2	€250	€114	€86	€137	€103	€40	DES O'CONNOR
IE241116290890	n/a	88%	NCBC	WPE	HZU	€153	32%	98	56	237	17.1	14.2	0.15	0.12	-3.7	1.0	3.5	€166	€90	€69	€120	€66	€44	SEAMUS CRAWFORD
IE241339871210	n/a	78%	NCBC	SVB	QGX	€124	44%	65	51	166	9.4	9.8	0.06	0.08	-2.5	1.9	1.8	€103	€50	€44	€147	€77	€57	THOS & KIERAN LILLIS
IE301458621237	n/a	72%	NCBC	HFL	UYC	€144	35%	48	83	-10	6.9	5.5	0.14	0.11	-4.8	2.3	1.6	€175	€68	€72	€129	€90	€39	DAVID HEALY
IE331015850837	n/a	38%	NCBC	RIP	HFL	€156	50%	24	115	-194	0.9	0.8	0.16	0.14	-7.2	2.5	1.8	€117	€44	€65	€143	€39	€80	JAMES MURRAY
IE371161850442	n/a	97%	NCBC	KES	NHS	€127	51%	102	9	383	15.2	17.0	0.01	0.08	-0.7	0.0	2.3	€129	€109	€19	€138	€69	€53	MATTHEW FARRELL
IE371222510887	(IG) CLONDER ANDRE	94%	NCBC	RDU	ZRR	€139	47%	87	24	404	16.4	14.8	0.02	0.03	-1.3	0.8	2.5	€172	€68	€62	€98	€92	-€11	JAMES BYRNE
Overall						€152	43%	€75	€63	192	12.8	10.9	0.11	0.09	-4.0	2.1	2.4	€143	€68	€54	€134	€71	€50	

Bolded animals currently being dispatched

Table 2. List of Non-HOFR potential Bulls for GENE IRELAND Spring 2009 program.

ANIMAL NUMBER	ANIMAL NAME	BRD	AI	SIRE	MGS	EBI	Milk SI	Fert SI	M kg	F kg	P kg	F%	P%	CI	SU%	CD %	Sire EBI	Sire Milk	Sire Fert	Dam EBI	Dam Milk	Dam Fert	BREEDER
JERSEY AND CROSSBRED																							
KZR	KINTEERA GER	JE	NCBC	SEA	Jas Ta	€99 24%	30	113	-580	11.3	-5.3	0.84	0.36	-6.2	3.5	1.0	€82	-€9	€131	€118	€69	€95	INA-PATRICIA O'CALLAGHAN
YHY	BALLYHOOLY BLAKE DR ROB	JE	NCBC	LIF	PWC	€104 29%	59	80	-312	11.3	2.5	0.52	0.29	-4.7	2.2	0.8	€62	€56	€55	€152	€63	€104	TEAGASC
IE141857580721	BRIDEVALLEY ROYAL PINE	JE	NCBC	PVS	WIV	€87 17%	38	70	-405	7.8	-1.1	0.52	0.27	-4.6	1.3	1.0	€66	€28	€41	€115	€48	€99	JERRY MURPHY
IE151316330566	KINTEERA SAM	JE	NCBC	PVS	Lemvig	€85 16%	25	73	-580	9.0	-5.6	0.79	0.34	-4.8	1.4	1.1	€66	€28	€41	€101	€21	€105	INA-PATRICIA O'CALLAGHAN
IE151828721397	n/a	JE	NCBC	MRY	JSZ	€81 29%	52	71	-421	12.5	-0.3	0.66	0.32	-3.7	2.4	0.8	€129	€116	€53	€26	-€12	€89	TEAGASC
IE151828741408	n/a	JE	NCBC	WLT	S035	€115 29%	44	105	-552	13.0	-3.3	0.85	0.38	-6.0	2.9	0.8	€159	€91	€85	€72	-€4	€124	TEAGASC
IE151828761335	n/a	JE	NCBC	RKV	ALD	€81 30%	40	74	-450	13.3	-2.5	0.72	0.30	-3.8	2.5	0.8	€63	€54	€54	€93	€25	€94	TEAGASC
IE151828791354	n/a	JE	NCBC	WLT	PWC	€154 31%	77	95	-350	17.0	3.5	0.68	0.34	-5.2	3.0	0.8	€159	€91	€85	€152	€63	€104	TEAGASC
IE351168412826	n/a	XBRED	NCBC	KNW	WAS	€158 25%	88	81	-18	20.7	8.7	0.43	0.19	-4.6	2.3	1.6	€177	€90	€92	€144	€85	€69	PAULINE RYAN
RED BREEDS																							
DUJ	DOVEA JODUS	RB	Dovea	MZZ	DOU	€95 19%	18	60	-87	2.9	1.0	0.14	0.08	-3.0	2.1	1.8	€123	€23	€83	€60	€13	€36	GERMANY
KZI	KNOCKROUR HGZ VIKING	NR	NCBC	HGZ	S305	€123 24%	30	70	-76	2.3	3.0	0.11	0.11	-4.2	1.9	1.8	€98	€19	€47	€131	€42	€78	WILLIAM O'BRIEN
TUY	TEERGAY ULSAKER LILY	NR	NCBC	ULK	S306	€132 31%	16	89	-51	-0.3	1.8	0.04	0.07	-5.2	2.5	1.4	€148	€18	€99	€114	€15	€80	ANGELA LEONARD
IE151666630545	n/a	NR	NCBC	LEV	IEN	€129 11%	44	61	50	6.8	5.8	0.07	0.06	-3.2	2.0	1.4	€128	€28	€70	€130	€61	€52	PATRICK HIGGINS
IE151666680533	n/a	NR	NCBC	BXG	S305	€107 13%	40	54	44	4.0	5.8	0.03	0.07	-2.7	2.0	2.0	€80	€25	€44	€135	€55	€65	PATRICK HIGGINS
PURE FRIESIAN																							
ACA	LARUS	FR	Dovea	Lambris	Nero	n/a																	GERMANY
CCF	CHURCHCLARA GOLDMINE	34%	Dovea	BCG	MYO	€129 36%	17	85	-215	3.8	-1.0	0.26	0.14	-5.1	2.2	1.6	€128	-€13	€99	€136	€48	€71	PHIL & MATT O'KEEFFE
CDQ	CASTLEDALE ODYSSEY	FR	Dovea	S354	BCG	€111 20%	-11	93	-70	-0.1	-2.5	0.06	0.00	-5.1	2.8	1.5	€150	-€16	€136	€72	-€7	€49	GREAT BRITIAN
CGB	CARRICKSHOCK GLEN ALBYN	FR	Dovea	BCG	SEX	€113 34%	7	81	-95	5.8	-1.3	0.19	0.05	-4.9	2.1	1.9	€128	-€13	€99	€99	€28	€63	MARTIN & PAT CLEARY
DZR	DOVEA NERO	FR	Dovea	Nero	Lad	n/a																	GERMANY
CLK	COOLEENBEE LIK ROMEO	FR	Dovea	LIK	HWT	€87 35%	8	72	-51	-0.3	0.5	0.04	0.05	-4.0	2.2	4.8	€77	-€10	€72	€104	€26	€72	SEAN TREACY
CLJ	COOLEENBEE SMZ RAMBO	FR	Dovea	SMZ	MEB	€86 34%	-3	81	-176	-5.0	-1.8	0.04	0.09	-4.5	2.4	1.9	€87	€9	€79	€83	-€14	€83	SEAN TREACY
SXN	CATLANE SAMARITAN	FR	NCBC	Bureauc	CKX	€78 19%	-11	81	-160	-5.0	-3.0	0.02	0.06	-5.0	1.9	2.8	€97	-€10	€98	€58	-€12	€64	GREAT BRITIAN
Overall						€108 25%	€30	€80	-228	6.5	0.2	0.35	0.18	-4.9	2.4	0.9	€107	€61	€71	€105	€31	€80	

NOTES:

PURE FRIESIAN PACK

1. The foreign pure friesian bulls require more information before estimated EBI figures can be calculated.
2. Herdowners interested in this pack should ensure they get their order in early to avoid disappointment

CROSSBRED PACK

1. An additional 20 Jersey and KiwiCross bulls sourced from New Zealand are currently being finalised and will be added to the panel.
2. A 35 straw XBRED pack will consist of 3 Jerseys (or Xbred), with the remainder being HOFR