

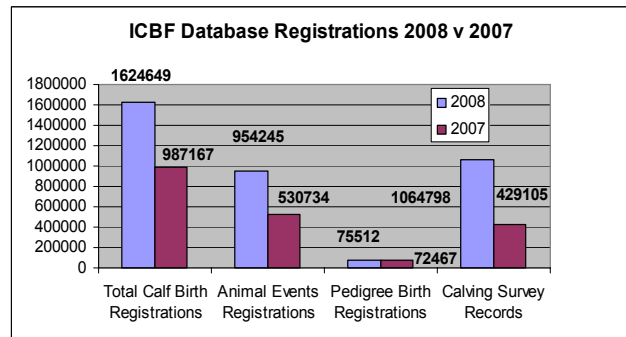
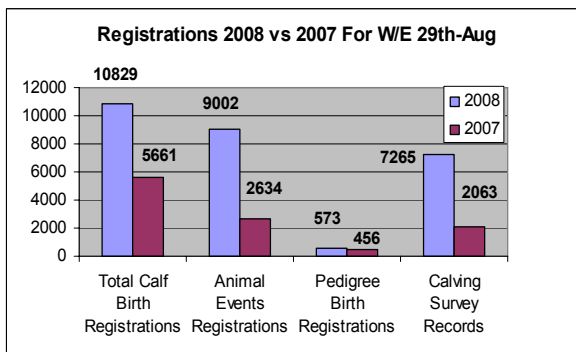


**UPDATE – for period 23<sup>rd</sup> – 29<sup>th</sup> August 2008**

**1 Important Dates**

- ✦ **Tuesday 16<sup>th</sup> September** – Tully Advisory Committee meeting 11:00 to 13:00.
- ✦ **Thursday 18<sup>th</sup> September** – ICBF Board meeting 10:30 to 14:00.
- ✦ **Thursday 18<sup>th</sup> September** – Interim Sheep Board meeting 14:00 to 17:00.
- ✦ **23<sup>rd</sup> to 25<sup>th</sup> September** – Ploughing Championships, Kilkenny.
- ✦ **9<sup>th</sup> to 11<sup>th</sup> October** – World Holstein Friesian Conference hosted by Ireland at Killarney & Millstreet. For details see [www.ihfa.ie](http://www.ihfa.ie).
- ✦ **11<sup>th</sup> and 12<sup>th</sup> October** – International Beef Expo being hosted in Ireland at Kilkenny Mart. For details see [www.beefexpoireland.ie](http://www.beefexpoireland.ie).

**2 Database**



- ✦ 491,670 inseminations have been received so far in 2008, compared with 340,954 in 2007 for the same period.
- ✦ The work on reviewing the AI software for next season is continuing. We expect to have a session with each of the AI organisations using handhelds in mid September.
- ✦ At this stage, 49,877 suckler herds have had at least one calving in 2008. The pre-weaning forms are returning at a steady, if relatively slow pace, with in the region of 150,000 notifications of meal feeding at this stage.
- ✦ Work on the Teagasc Discussion Group reports is continuing. A number of the reports have been completed, and the remainder will be completed over the next number of weeks.
- ✦ Developments in relation to Gene Ireland payments are being completed and it is hoped that payments for inseminations and calvings in 2008 will be made next week.
- ✦ The revamp of the Milk Recording system is underway. A significant amount of 'back-end' work will need to be completed before we engage with the milk recording organisations in terms of how screens/functionality etc will need to be updated to take account of their needs.

**3 Sheep**

**Sheep Breeding Meeting Summary**

This week ICBF hosted 2 major meetings to initiate work on the development of a new sheep breeding program for the Irish sheep industry. In advance of the meetings a project team had been assembled involving people from across four National & International organisations;



- ✚ Peter Amer, Pete Fennessy, Murray Rohloff & Tim Byrne – Abacus Bio, New Zealand.
- ✚ Roel Veerkamp, Animal Sciences Group, Wageningen, The Netherlands.
- ✚ Seamus Hanrahan, Michael McHugh & Tim Keady – Teagasc.
- ✚ Brian Wickham & Andrew Cromie – ICBF.

The first meeting took place on Monday 25<sup>th</sup> August in Tullamore Court Hotel and involved some 45 people from across the Irish sheep industry. The meeting took a workshop format with people divided into 6 groups and asked to address questions centred around 4 key themes;

- ✚ What do we need from an ID system?
- ✚ What do we need from data recording?
- ✚ What traits do we need to include?
- ✚ What do we want from breeding schemes?

A summary of the answers from the workshop, based on group participation & feedback, are given in the slides below. These summaries were presented, discussed and endorsed at the end of the workshop.

### Summary for Session 1 – What do we need from an ID system?

- Simple & cost-effective
- One lifetime number for breeding sheep – *use the cattle model.*
  - NSIS is a good basis
  - One tag for lifetime.
  - Double tag for back-up & management purposes (YOB & Number)  
*which requires a well-managed central database.*
- Essential for ram breeding flocks & useful for flocks breeding maternal replacements.
- Can we get flock-books to “buy-in”?
- The ideal would be an EID system.

### Summary for Session 2 – What do we need from Data Recording?

- Data integrity needs an accurate ID system.
- Farmer recording is priority (easy, low cost & minimal errors), except where there are technical issues.
- Paper based initially but quickly moving to electronic (& PDA's).
- Good training is critical for farmer uptake.
- Must link into industry systems, especially abattoirs.

### Summary for Session 3 – What traits do we need to include?

- PROFITABILITY is the target.
- Maternal traits; productivity & health.
- Terminal traits; productivity (& quality – if paid for!) & health.
- Presentation; Breeders need EBV's & buyers need economic indexes.
- Education for both breeders & buyers.

*Noting that;*

- Supply is fundamental for processor viability.

### Summary for Session 4 – What do we want from Breeding Schemes?

- To accelerate genetic gain:
  - Performance recording across many flocks.
  - Central Progeny Test & Sire Referencing.
  - How can AI be used?
  - DNA-based systems for parentage (& ultimately for marked assisted genetic improvement).
  - Potential value in all breeds.
- To show the value of genetics.
  - CPT farms, TET farms, producer groups, leading producers.
  - Publicity field days & National farming press.

At the end of the meeting all participants were asked to complete a feed-back form, the answers from which are listed in Table 1 (together with some comments offered up by people attending the meeting).

Table 1. Summary of responses from participants at the workshop



**Table 1. Feedback from Sheep Breeding Workshop held Monday 25th August. Percent of the 34 respondents selecting each response to eight statements.**

Statement	Totally Disagree	Disagree	Neither Agree or Disagree	Agree	Totally Agree
1 The workshop was well organised.	0%	0%	3%	26%	71%
2 There was too much time spent on issues not relevant to me.	44%	15%	24%	12%	6%
3 I had enough opportunities to express my point of view.	0%	6%	9%	15%	71%
4 I feel that my thoughts and views were taken on board during the course of the day.	0%	0%	15%	38%	47%
5 The workshop was too technical.	50%	18%	21%	12%	0%
6 I was very happy with the key pointers coming from the workshop.	0%	3%	12%	47%	38%
7 Irish sheep breeding is heading in a very desirable direction.	6%	6%	32%	32%	24%
8 Sheep breeding has a lot to contribute to the future of the Irish sheep industry.	0%	0%	3%	15%	82%

**9 Sector of the industry**

Sheep Farmer	25
Processing/Marketing	1
Herd Book	4
Science	3

**General Comments**

The sheep breeding program has to be supported by all stakeholders and must continue to take on board the views of all involved. The education of all involved is important. The bottom line is cost versus profit, good luck with the programme. Can we have a meeting of this group before any programme is rolled out?

A very useful day, some parts were a bit technical. Overall a very good day.

I was very disappointed with the attendance from the meat industry at the workshop, and perhaps would like to have seen more commercial farmers attending.

Excellent workshop, good to get farmers, researchers together and listen to the different opinions.

Get a sheep breeding programme up and running, make it user friendly before there is nobody left.

Although this workshop was well planned and thought out, nothing will change in the sheep industry until farmers are paid a realistic price for commercial lambs.

Sheep industry is dead unless action is done now, not soon but now!!! Today was a great start, but it must continue.

Do something for all sheep farmers before sheep disappear.

We need a meaningful benchmark for selecting terminal sires to improve the national flock, to get the results to farmers in a format they can easily understand and use.

The sheep breeding will only head in a very desirable direction if all pedigree societies and breeders can be brought aboard-by carrot or stick.



Need cash incentive for electronic tagging. Sire reference scheme need to be highlighted more.

For each task (break out session) the terminology should have been explained better prior to break out.

I wish ICBF the very best in this programme and hope that it continues at full speed. Regular updates on progress would be useful and motivational.

Key point would need to be worked on by all people in sheep. Don't let the workshop be a talking shop.

In my opinion outstanding female lines must be identified and these females sired to performance tested rams to produce the best possible animals for further breeding stock. These rams then should be monitored on a commercial farm situation to improve commercial stock. Top performance rams should be available through semen etc to the pedigree breeders.

Need more time with breeders to discuss breeding programme design.

The second meeting took place on Wednesday 27<sup>th</sup> August (also in Tullamore Court Hotel), and involved a review process, between members of the project team and an additional 10 people from the Irish and UK sheep industries, including 3 members from the interim sheep board. At this meeting, key thoughts & recommendations were presented by the project team and critical feed-back invited from all participants. The iterative process followed (i.e., recommendations, comments, discussion & feedback) was a major success in helping the project team further develop its key thoughts & ideas into a final set of recommendations for the Irish sheep industry

At this stage the project team are finalising their “draft report” regarding future sheep breeding programs for Ireland. This report will be presented and discussed at the next meeting of the interim sheep board (18<sup>th</sup> September), before being presented to the Irish sheep industry (subject to any changes) in late September, early October. We look forward to the presentation and implementation of this eagerly awaited report.

Finally, on behalf of ICBF, I would like to thank all those who participated in our meetings this week. Your contribution and involvement has gone a long way towards helping us develop a new and more profitable breeding program for the Irish sheep industry. I would especially like to thank our guests from New Zealand (Peter Amer, Pete Fennessy, Murray Rohloff & Tim Byrne), who, along with our other project team members have spent the week in Tullamore, building the key concepts and ideas that will under-pin all of our future sheep breeding efforts. We wish you a safe travel home and look forward to working with you again in the future, as we look to build and develop a more profitable Irish sheep industry.

#### 4 Milk Recording

National Milk Recording Results by County - 10 day Period 19/08/0 to 29/08/08.								
	No. Herds Recorded	No. Cows Recorded	Average Herd Size	Average 24hr Milk kg/Cow	Average Fat %	Average Protein %	Average F + P kg	Average SCC
CARLOW	20	1,177	59	18.9	4.50	3.55	1.52	212
CAVAN	42	2,503	60	20.7	3.87	3.38	1.50	246
CLARE	28	1,547	55	20.1	3.89	3.49	1.48	278
CORK STH	257	15,919	62	18.7	4.11	3.60	1.44	280
CORK NTH	268	17,672	66	19.7	4.06	3.51	1.49	280
DONEGAL	9	681	76	21.1	3.87	3.31	1.51	375
DUBLIN	6	489	82	18.5	3.98	3.43	1.37	306
GALWAY	31	1,902	61	22.7	4.07	3.43	1.70	291
KERRY	122	7,667	63	20.1	3.91	3.44	1.48	295



KILDARE	26	1,667	64	20.3	3.98	3.47	1.51	304
KILKENNY	68	4,602	68	18.6	4.04	3.56	1.41	238
LAOIS	33	2,314	70	17.9	4.30	3.58	1.41	195
LEITRIM	5	212	42	22.2	3.78	3.33	1.58	230
LIMERICK	110	7,526	68	20.3	3.89	3.44	1.49	281
LONGFORD	12	833	69	20.5	3.96	3.50	1.53	219
LOUTH	12	991	83	31.0	4.01	3.38	2.29	292
MAYO	25	1,291	52	24.6	3.53	3.45	1.72	361
MEATH	63	4,269	68	21.7	3.80	3.41	1.56	286
MONAGHAN	21	1,027	49	22.8	3.84	3.28	1.62	328
OFFALY	15	1,151	77	20.2	3.84	3.38	1.46	286
ROSCOMMON	5	337	67	20.2	3.92	3.43	1.48	342
SLIGO	13	536	41	23.3	3.60	3.51	1.66	299
TIPPERARY NTH	61	4,037	66	20.5	3.97	3.53	1.54	242
TIPPERARY STH	64	4,503	70	20.0	3.96	3.49	1.49	285
WATERFORD	40	3,835	96	18.7	4.34	3.63	1.49	272
WESTMEATH	21	1,281	61	20.0	4.28	3.49	1.55	210
WEXFORD	56	3,533	63	19.4	4.08	3.55	1.48	274
WICKLOW E	19	1,289	68	19.6	3.78	3.49	1.42	273
WICKLOW W	16	1209	76	18.6	4.23	3.47	1.43	306
	<i>No. Herds Recorded</i>	<i>No. Cows Recorded</i>	<i>Average Herd Size</i>	<i>Average 24hr Milk kg/Cow</i>	<i>Average Fat %</i>	<i>Average Protein %</i>	<i>Average F + P kg</i>	<i>Average SCC</i>
National	1,468	96,000	66	20.7	3.98	3.47	1.54	279

National Milk Recording Averages by Province - 10 day Period 19/08/08 to 29/08/08.

Provincial	No. Herds Recorded	No. Cows Recorded	Average Herd Size	Average 24hr Milk kg/Cow	Average Fat %	Average Protein %	Average F + P kg	Average SCC
Munster	950	62,706	66	19.8	4.02	3.52	1.49	277
Leinster	367	24,805	68	20.4	4.06	3.48	1.54	262
Connacht	79	4,278	54	22.6	3.78	3.43	1.63	305
Ulster	72	4,211	58	21.5	3.86	3.32	1.55	316

National Milk Recording Statistics - Herds, Cows & EDIY 29/08/08

Milk Recording Organisation	Total Herds Recorded YTD 29/08/08	No. EDIY Herds YTD 29/08/08	% Herds EDIY	Total No. Cows Recorded YTD 29/08/08	No. EDIY Cows YTD 29/08/08	% Cows EDIY
Progressive	2,219	893	40%	176,974	69,221	39%
Dairygold	1,663	613	37%	120,790	46,218	38%
Kerry	1,156	247	21%	78,387	16,185	21%
SWS	913	132	14%	61,125	9,387	15%
Tipperary	171	72	42%	12,924	5,715	73%
Arrabawn	165	137	83%	12,701	10,702	84%
Connacht	159	69	43%	10,010	4,204	42%
Donegal	49	49	100%	4,699	4,699	100%
<b>Total</b>	<b>6,495</b>	<b>2,212</b>	<b>34%</b>	<b>477,610</b>	<b>166,331</b>	<b>35%</b>



Recorded Cows by Milk Recording Organisation - Year on Year Comparison				
Milk Recording Organisation	YTD 2006 Cows Recorded 01/01/06 - 29/08/06	YTD 2007 Cows Recorded 01/01/07 - 29/08/07	YTD 2008 Cows Recorded 01/01/08 - 29/08/08	2008 vs 2007 Year on Year Difference (%)
Progressive	153,031	163,141	176,974	13.5%
Dairygold	102,415	109,974	120,790	9.0%
Kerry	69,457	71,037	78,387	11.4%
SWS	58,430	59,942	61,125	1.9%
Tipperary	11,728	12,196	12,924	5.6%
Arrabawn	10,942	11,784	12,701	7.2%
Connacht	8,915	9,869	10,010	1.4%
Donegal	5,142	3,861	4,699	17.8%
<b>Total</b>	<b>420,060</b>	<b>441,804</b>	<b>477,610</b>	<b>7.5%</b>

## 5 Herd Plus

- ✚ ICBF Beef Calving Reports (2008) were sent to all Beef Herdplus farmers.
- ✚ ICBF Slaughter Reports were also sent to all farmers that had enough slaughter data recorded in the database for their herd.
- ✚ Martin Burke & Kevin Downing from the Beef Herdplus office also carried out training classes for Teagasc Course Tutors in 3 Ag Colleges;

1. Kildalton Agricultural College
2. Ballyhaise Agricultural College
3. Clonakilty Agricultural College





- A Herdplus Beef Farm walk in conjunction with Teagasc was held on the farm of Jerome Twohig, Carriganish, Coachford, Co.Cork.
- Over 100 Suckler Farmers attended the event which was organised by Michael Bourke – Teagasc Macroom.
- A handout showing the different reports available on Jerome's herd was available on the night. (Please see attached)
- Pat Donnellan ICBF, gave a talk on the Beef Herdplus reports.
- A presentation was also given on Euro-Stars by Michael O'Driscoll – Teagasc.
- Jerome is also a participant in the GENE Ireland Beef Progeny Test program.

## 6 Genetic Evaluations

- ✚ A beef industry meeting was held on Tuesday. A summary of the meeting is given in the update and the presentations can be found under the 'Publications' section of the website.
- ✚ A provisional listing of dairy AI bulls was released to the industry on Monday. We are currently finalizing the remaining beef traits with a view to official publication next week. This is anticipated to be Wednesday.
- ✚ Provisional beef proofs have been sent out to the industry for feedback. These proofs represent changes to both the economic values and to the genetic evaluation of specific traits.

## 7 Beef Genetic Evaluation Consultation meeting - Tuesday 26<sup>th</sup> August

A number of topics were covered at the beef industry meeting held on Tuesday 26<sup>th</sup> at the Tullamore Court Hotel in relation to a number of issues. A summary of the main points from the meeting are given below

- ✚ **New Economic Values:** Tim Byrne presented updated economic values to reflect the changing input and output prices at farm level. A summary of the main changes are an increase in concentrate price from €200 to €300, the average weanling price from €1.50/kg to €1.80/kg and carcass price from €3 to €3.20. Economic values for docility and polledness were also presented.
- ✚ **Genetic Evaluations:** The latest evaluation was conducted using foreign information for direct and maternal weaning weight. The evaluation included information on all French breeds and data from Simmental in the UK. In addition, maternal weaning weight proofs are being evaluated using the new Mix99 software which allows for the inclusion of foreign information. There was also a substantial increase in data for all traits, especially for calving performance. Overall the correlations between the old SBV and the new SBV were over 90% when changes to the economic values and breeding values were taken into account.
- ✚ **New Traits:** A discussion was held regarding the publication of across breed docility. Some work needs to be done regarding the evaluation of docility but it was general consensus was that docility should be published for reliable AI bulls as an interim solution. Docility figures are coming in as part of the SCWS and will be analysed when enough records have been received. Work on the inclusion of polledness is on-going and will not be included at the moment.



- ✦ **Beef Linear:** The new beef linears are on hold until foreign information becomes available. It is anticipated that test evaluations will be available at the end of September provided the data is received shortly. Preferential treatment of certain animals and the potential to bias evaluations will also be looked at in the coming weeks.
- ✦ **ET animals:** ET calves have now been handled differently within the evaluation to ensure donor animals do not receive biased evaluations. In addition it was agreed that a group meet to discuss the best method of ensuring that all ET animals and flushing events are recorded.
- ✦ **Genomic Selection:** An informational meeting will be held on the subject of genomic selection and it's implications for beef breeding following the next beef industry meeting on the 29<sup>th</sup> October.

Brian Wickham Ph.D. Chief Executive Irish Cattle Breeding Federation Soc. Ltd, Highfield House, Shinagh, Bandon, Co. Cork, Ireland, Phone office +353 (0)23 20222, mobile +353 (0)86 826 9911 Fax office +353 (0)23 20229 E-Mail [bwickham@icbf.com](mailto:bwickham@icbf.com) ICBF Web site [www.icbf.com](http://www.icbf.com) Assistant: Mary Madden.



### **Herdplus Reports**

Calving Report  
Suckler Cow Report  
Euro – Star Report  
Weanling Performance Report

### **G€N€ Ireland**

Pat Donnellan ICBF

**On farm of**

**Jerome Twohig  
Carriganish, Coachford  
Co.Cork**

**Wednesday 20<sup>th</sup> August 2008**

## Calving Performance

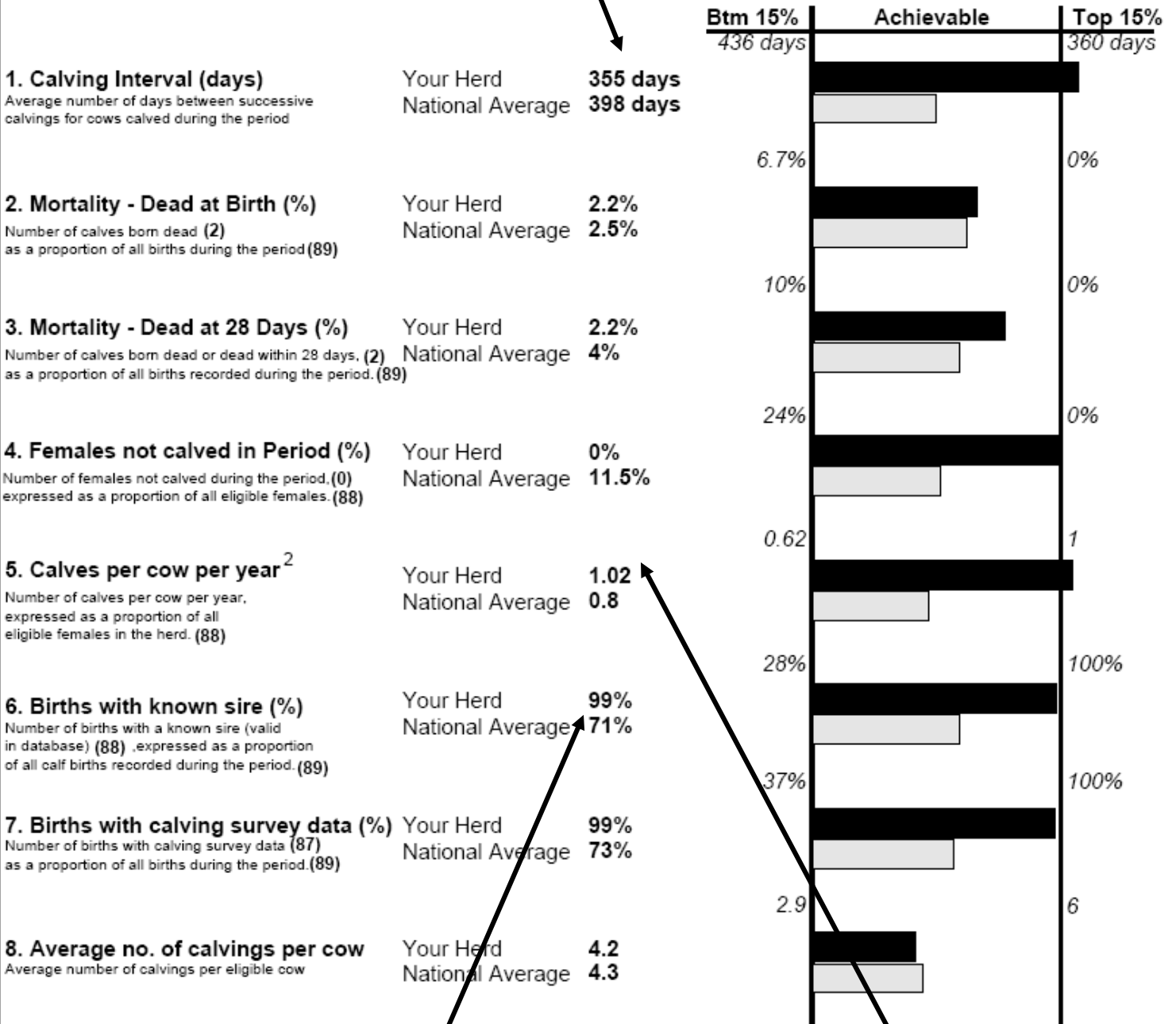
### Excellent Calving Interval (43 days better than National Average)

#### 1. Summary Data

Report is based on beef cows with a calving record in the cattle breeding database and where the calving date is between 01/07/2007 and 30/06/2008

	All	Heifers		All
<b>Total Calvings</b>	88	22	<b>No. of Cows not calved</b>	0
<b>No. of Calves - Live at Birth</b>	87	22	<b>No. of Calves - Live at 28 days</b>	87
<b>No. Calves - Dead at Birth</b>	2	0	<b>No. of eligible females<sup>1</sup></b>	88
<b>No. Male Calves - Live at Birth</b>	38	8		
<b>No. Female Calves - Live at Birth</b>	49	14	<b>Average age at calving</b>	Cows 6y 2m Heifers 2y 2m

#### 2. Performance Statistics - relative to all beef herds in the database



#### Explanatory Notes

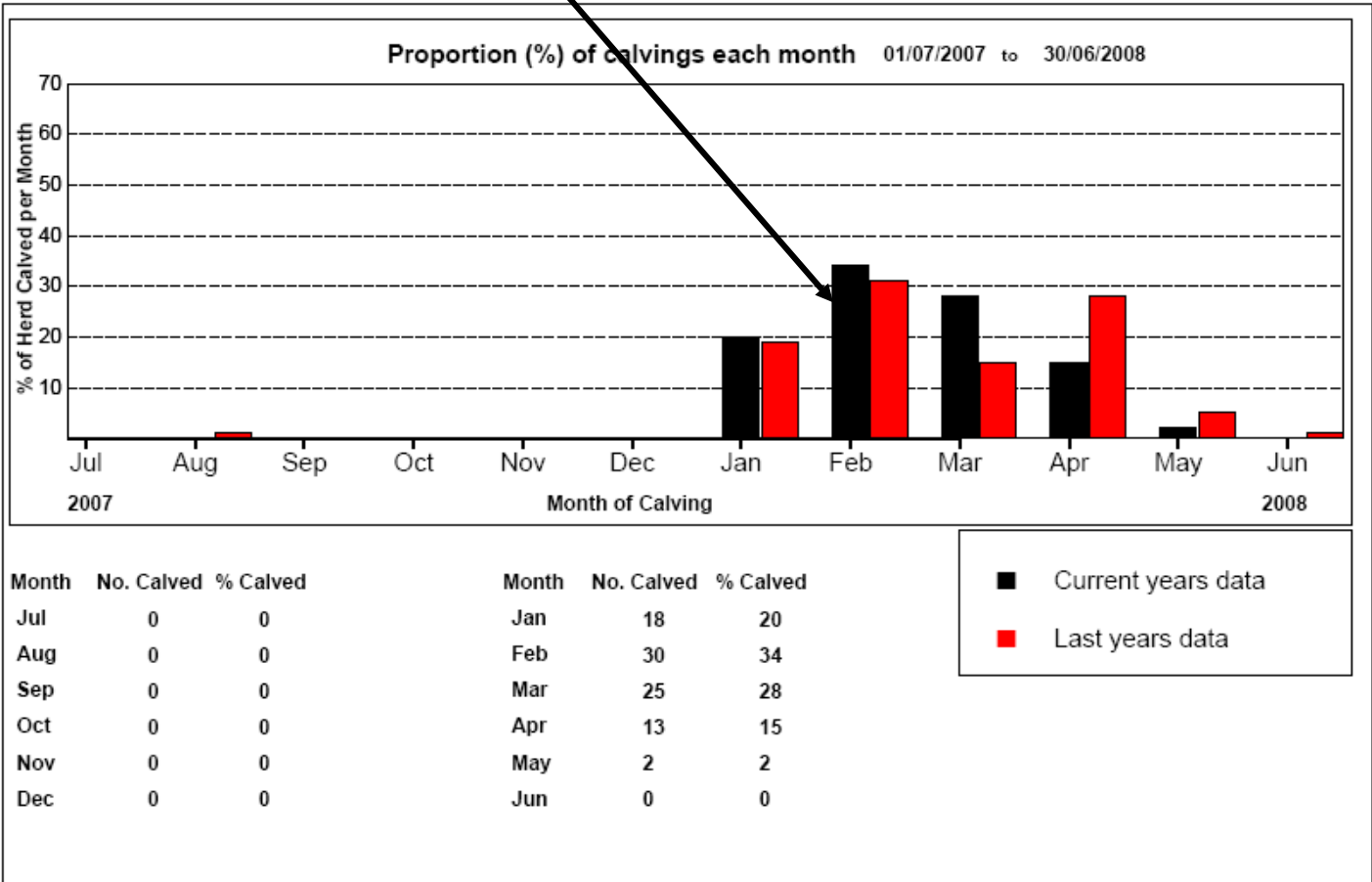
1. Eligible Females: All females on the farm that are greater than or equal to 22 months.
2. Calves per cow per year: 365/calving interval / no. of live calves at 28 days / eligible females

**Sire's of calves extremely well recorded**

# Excellent Calves per Cow per Year ratio

## Calving Pattern for 2008 tighter than 2007

### 3. Current Calving Pattern

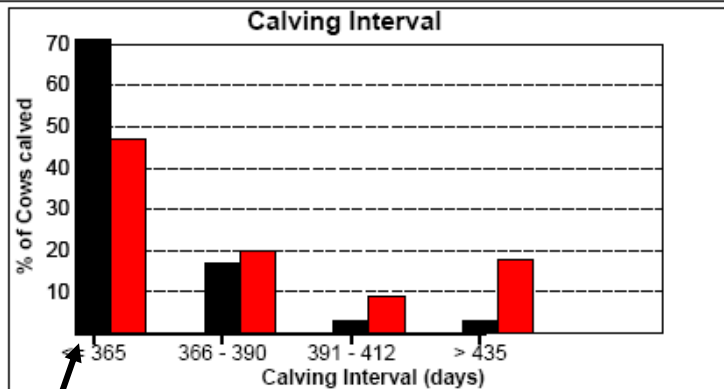


### 4. Additional Information

#### A. Calving Interval

Calving Interval	No. Calved	% Calved
% Cows calved <= 365 days	47	71
% Cows calved 366 - 390 days	11	17
% Cows calved 391 - 412 days	2	3
% Cows calved > 435 days	2	3

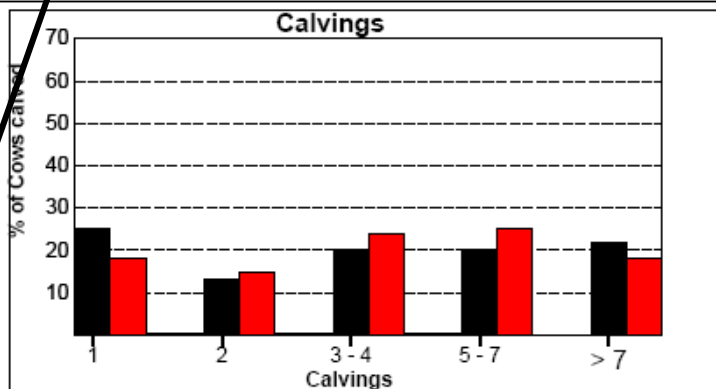
Your Herd  
 National Average



#### B. Number of Calvings

Calvings	No. cows	% of cows
1st Calving	22	25
2nd Calving	11	13
3rd - 4th Calving	18	20
5th - 7th Calving	18	20
> 7th Calving	19	22

Your Herd  
 National Average



**Average Calving Interval has improved from last year**

# Suckler Cow Report

**Limousin X Cow: 253**

**8 Year old Cow**

**Sired by '5 Star' AI Sire for 'Milk & Fertility'**

**Has excellent Eurostar ratings for Terminal & Naternal traits**

Animal Details			Ancestry Details				Euro-Star Index			
Jumbo: 253	Official Tag: E141817460253	Animal Name:	Sire's Sire: 8790006592 FIDELE	Sire's Dam: 5687000486 COLOMBE	Dam: IEJZQS0152W	Within Breed		Index	Rel%	Across Breed
Date of Birth: 20/02/2000	Breed: HO (18.75%), LM (71.88%), UN (9.38%)	Sire: HTA HORTENSIA			★★★★ Suckler Beef Value		€56	27%	★★	
Herdbook: Scored:	Weighed:	Dam's Sire:			★★★★ Calving Traits		€4	30%	★★★★★	
BLUP Index			Dam's Dam: DDL042483		★★★ Weanling Export		€27	25%	★★	
MUSCLE	SKELETAL	DOCILITY			★★★ Beef Carcass		€33	25%	★★	
					★★★★ Milk & Fertility		€33	11%	★★★★★	
					★★★★ Calf Quality		€93	26%	★★	
					★★★★ % Difficulty Calving		3.57		★★★★	
					Docility					

Calving & Fertility Performance										Weanling & Carcass Performance									
Calving Date	Tag Number	Calving Survey	Calving Interval	Sex	Current Status	Sire	Sire Breed	Age Days	Weight Kgs	Growth Kg/Day*	Loin (1-15)	Hind Quarter (1-15)	Length of back (1-10)	Farmer Rating	Docility	Carcass Grade	Carcass Weight		
08/04/2004	IE141817440581		395	M	Dead		CH									R3	353		
28/03/2006	IE141817480668		352	F	Dead		CH									U2	283		
20/03/2006	IE141817440747	Normal	358	F	In herd	0140L	CH												
01/04/2007	IE141817430837	Normal	376	M	Sold	0140L	CH												
06/02/2008	IE141817460889	Normal	310	F	In herd	0140L	CH												

\* Birthweight of 40kgs is assumed and is subtracted from the Weaning Weight when calculating Growth Kg/day.

**Calved every Year with no Difficulty**

**Has 2 daughters currently in the herd**

**Excellent Ancestry Recording**

**Suckler Welfare Scheme will help fill in this section**

**Progeny have good Linear Scores & outstanding Carcass Grades**

## 5 Star Cow for 'Milk & Fertility'

### Limousin X Cow: 248A

Animal Details			Ancestry Details						Euro-Star Index										
Jumbo: 248A			Sire's Sire:	1289111283		ECLAIR		Within Breed		Index		Rel%		Across Breed					
Official Tag: IE141817490248				8788010512		BLAISE		★★★★		Suckler Beef Value		€51 22%		★★					
Animal Name:			Sire's Dam:	MTC		MOUSTIC		★★		Beef Value		★★		★★★★					
Date of Birth: 22/02/2000				DKL413581				★★		Calving Traits		€-3 22%		★★★★					
Breed: HE (25%), LM (50%), UN (25%)			Sire:					★★		Weanling Export		€24 23%		★★					
Herdbook:				Dam:					★★★		Beef Carcass		€34 24%		★★				
Scored:			Dam's Sire:						★★★★★		Replacement Value		★★★★★		★★★★★				
Weighed:				Dam's Dam:					★★★		Calf Quality		€74 23%		★★				
BLUP Index									Other Key Traits		★★★		★★★★★						
MUSCLE									★★★		% Difficulty Calving		4.37		★★★★★				
SKELETAL											Docility								
DOCILITY																			
Calving & Fertility Performance										Weanling & Carcass Performance									
	Calving Date	Tag Number	Calving Survey	Calving Interval	Sex	Current Status	Sire	Sire Breed	Age days	Weight Kgs	Growth Kg/Day*	Loin (1-15)	Hind Quarter (1-15)	Length of back (1-10)	Farmer Rating	Docility	Carcass Grade	Carcass Weight	
1	17/04/2002	IE141817430432			F	Dead		BB											
2	20/02/2003	IE141817410488		308	M	Dead		CH									R3	318	
3	23/02/2004	IE141817490553		387	M	Dead		CH											
4	19/02/2005	IE141817420638		382	F	Dead		CH											
5	28/02/2006	IE141817440730	Normal	374	F	Sold	0140U	CH											
6	16/01/2007	IE141817450789		321	F	Sold	PEU	CH											
7	12/01/2008	IE141817450863	Normal	380	M	In herd	PEU	CH											

\*Birthweight of 3kgs is assumed and is subtracted from the Weaning Weight when calculating Growth Kg/day.

**Regular Calver with no Calving Difficulty**

**Holding to AI on 6<sup>th</sup> & 7<sup>th</sup> calves**

**No daughter retained in the herd from this line**

Stars	Reliability	Suckler Beef Value €
*****	This figure varies between 0% & 100% and is <b>very important</b> . It shows how much information is behind the figures.	This figure combines all of the indexes below into an <b>overall profit index</b> . On average progeny from this Bull will leave <b>€117</b> more than the average commercial beef calf
****		
***		
**		
*		

# Euro – Star Report

		Suckler Beef Value (Reliability %)								
		Beef Value			↓ Within Across	Replacement Value		Additional Traits		
Jumbo ID	DOB	Calving Traits (Rel %)	Weanling Export (Rel %)	Beef Carcass (Rel %)		Milk & Fert (Rel %)	Calf Value (Rel %)	Calv Diff % (Rel %)	Docility (Rel %)	Muscle Skeletal (Rel %)
Animal tag	Dam ID	Within Com	Within	Within		Within	Within	Within	Within	
Animal name	Sire ID	Across All Peds	Across	Across	Across	Across	Across	Across		
Breed	Mat GSire ID									
718	17/09/06	€ 11	€ 11	-€ 17	<b>-€ 2</b>	-€ 1	-€ 7	2.3		
IE141814180718	IE141814190594	(40%)	(28%)	(33%)	(35%)	(20%)	(33%)	(41%)		
	EOB	*****	*	*	*	***	*	*****		
AA (50%),HO (28%)	LIK	*****	*	*	*	***	*	*****		
733	18/03/06	€ 11.3	-€ 1	-€ 12	<b>€ 9</b>	€ 26	€ 8	1.8		
IE141817470733	IE141817440532	(31%)	(24%)	(25%)	(27%)	(17%)	(25%)	(40%)		
	EOB	*****	*	*	*	****	*	*****		
AA (50%),LM (22%)		*****	*	*	*	****	*	*****		
790	02/01/07	-€ 5.8	€ 22	€ 21	<b>€ 28</b>	€ 37	€ 35	5.9		
IE141817470790	IE14181740083B	(22%)	(18%)	(22%)	(21%)	(11%)	(22%)	(29%)		
	MTE	**	**	**	**	****	**	**		
SI (50%),CH (25%)		***	*	**	*	****	**	***		
795	15/02/07	€ 0.6	€ 21	€ 50	<b>€ 80</b>	€ 61	€ 134	4.8		
IE141817430795	IE141817420349	(26%)	(25%)	(25%)	(25%)	(16%)	(25%)	(29%)		
	HKG	***	**	****	*****	*****	*****	***		
SI (72%),LM (13%)		****	*	**	***	****	***	***		
800	27/01/07	€ 1.2	€ 21	€ 50	<b>€ 80</b>	€ 59	€ 137	4.8		
IE141817480800	IE141891220395	(26%)	(25%)	(25%)	(25%)	(16%)	(25%)	(30%)		
	HKG	****	**	****	*****	*****	*****	***		
SI (72%),HO (19%)		****	*	**	***	****	***	***		
801	30/01/07	€ 0.9	€ 21	€ 50	<b>€ 80</b>	€ 59	€ 135	5		
IE141817490801	IE141891210361	(25%)	(25%)	(25%)	(25%)	(16%)	(25%)	(28%)		
	HKG	***	**	****	*****	*****	*****	***		
SI (50%),HE (22%)		****	*	**	***	****	***	***		
802	02/02/07	€ 0.9	€ 21	€ 50	<b>€ 80</b>	€ 59	€ 136	5		
IE141817410802	IE141814870289	(26%)	(25%)	(25%)	(25%)	(16%)	(25%)	(29%)		
	HKG	***	**	****	*****	*****	*****	***		
SI (50%),LM (22%)		****	*	**	***	****	***	***		
803	09/02/07	€ 7.9	-€ 1	-€ 12	<b>€ 5</b>	€ 33	-€ 5	3.5		
IE141817420803	IE141744950079	(25%)	(24%)	(25%)	(24%)	(16%)	(24%)	(25%)		
	EOB	*****	*	*	*	****	*	****		
AA (50%),LM (22%)		*****	*	*	*	****	*	****		

**Majority of Young Female Stock by AI Sires**

**Young Female Stock have good Euro – Star figures for ‘Milk & Fertility’**

# Hortensia



<b>FIDELE</b>	CAPORAL	UNIVERS
		TOUCHE
	AVENANTE	TOUSSAINT
		SAMBA
<b>COLOMBE</b>	VIDAME	REMUANT
		REVANCHE
	ABEILLE	TENOR
		REGIE

## *€uro-Star Rating (ICBF, Feb 2008)*

Within Breed		Index	Data rel	Across Breed
★★★★★	<b>Suckler Beef Value</b>	€ 90	98%	★★★★★
★★★★★	<i>Beef Value</i>			
★★★★★	Calving Traits	-€ 2	98%	★★★★★
★★★★★	Weanling Export	€ 54	98%	★★★★
★★	Beef Carcass	€ 65	99%	★★★
★★★★★	<i>Replacement Value</i>			
★★★★★	Milk & Fertility	€ 40	88%	★★★★★
★★★	Calf Quality	€ 150	98%	★★★
★★	<i>Other Key Traits</i>			
	% Difficulty Calving	5.37%	99%	★★★
	Docility	%	%	
Data Rel: 40 - 60% = Ave    20 - 40% = Below Ave    <20% = Poor				

**5 Star Bull for breeding Outstanding Suckler Cows**

**Note his extremely high reliability**

# G€€ Ireland Progeny Test Programme

## Cost

- €5/ Straw.

## Incentives

- €10 / Insemination.
- €5 / Calf Birth (Dead or Alive).
- €5 for each Linear Scoring.
- €75 for each heifer kept on the farm as a Replacement.
- Packs of straws put together for individual herd preferences.

## Example

- 3 G€€ Ireland Testbulls from 3 different breeds used on this farm - 2008.

	<u>Code</u>	<u>Name</u>	<u>Breed</u>	<u>Owner</u>
○	CF61	Alex	Charolais	NCBC
○	CVV	Castleview Virulent	Limousin	NCBC
○	RKZ	Celtic Rock	Simmental	Eurogene AI



CF61



CVV



RKZ

## Example Weanling Performance Report

# Identify most Profitable Sires & Dams to Breed from

# Identify most Profitable Weanlings

## 1. Calves weighed and scored within target range (150-300 days)

ID & Ancestry Information				Weight Gain			Conformation	
Calf ID Breed	DOB Sex	Sire ID Breed	Dam ID Breed	Weight (kg)	Age (days)	Gain (kg/day)	Loin Dev (1-15)	Dev HQ (1-15)
IE351295580423 LM 50% SI 22%	10-Nov-2007 Male	PAM LM 100%	WNA203737 SI 44%	399	244	1.5	7	8
IE351295590424 LM 50% CH 22% AA 13%	12-Nov-2007 Male	EPN LM 100%	IE35129553010 CH 44% AA 25%	404	242	1.5	11	8
IE351295510425 LM 50% HO 22% CH 13%	13-Nov-2007 Female	TZN LM 100%	IE351292010559 HO 41% CH 25%	325	241	1.2	8	8
IE351295520426 CH 100%	16-Nov-2007 Female	TEN CH 100%	IE341426930368 CH 100%	340	238	1.3	8	7
IE351295530427 SI 100%	16-Nov-2007 Female	HTY SI 100%	IE141883390027 SI 100%	326	238	1.2	9	8
IE351295540428 HO 69% CH 22%	22-Nov-2007 Female	HZU HO 100%	IE351098080368 CH 44% HO 34%	358	232	1.4	8	7
IE351295550429 CH 50% SI 34%	26-Nov-2007 Male	CF52 CH 100%	IESMQK0049R SI 69%	315	228	1.2	8	9
IE351295580431 HO 72% BB 22%	01-Dec-2007 Female	HZU HO 100%	IE151756480402 BB 44% HO 41%	334	223	1.3	8	8
IE351295570430 CH 50% HE 22% SI 13%	01-Dec-2007 Male	TZA CH 100%	IE211413950234 HE 44% SI 25%	362	223	1.4	10	10
IE351295590432 CH 50% HO 22% LM 22%	03-Dec-2007 Female	VCR CH 100%	IE331193110116 LM 44% HO 41%	272	221	1.0	8	7
IE351295570422 CH 88% HO 9%	05-Dec-2007 Female	IE351295540295 CH 100%	IE351295560297 CH 72% HO 19%	329	219	1.3	10	7
IE351295510433 LM 50% BB 22% HO 13%	18-Dec-2007 Male	TZN LM 100%	IE371330140291 BB 44% HO 25%	332	206	1.4	8	10
IE351295520434 LM 50% AA 22% BB 13% HO 6%	18-Dec-2007 Male	EPN LM 100%	IE351295570174 AA 44% BB 22% HO 13%	320	206	1.4	10	8
IE351295530435 CH 50% LM 44% HO 6%	18-Jan-2008 Female	VCR CH 100%	IE141759950366 LM 88% HO 9%	273	175	1.3	7	8
IE351295540436 CH 50% BB 34%	20-Jan-2008 Male	CF52 CH 100%	DWK844474 BB 69%	208	173	1.0	6	9
IE351295560438 CH 50% AA 41%	22-Jan-2008 Female	IE171017650219 CH 100%	IEGBK0077M AA 61%	244	171	1.2	7	7
IE351295590440 CH 50% BB 34%	24-Jan-2008 Female	CF52 CH 100%	VHB613053 BB 69%	263	169	1.3	7	8
IE351295510441 CH 75% AA 13% HO 9%	24-Jan-2008 Female	IE351295540295 CH 100%	IE351295510276 CH 50% AA 22% HO 19%	236	169	1.2	8	8
IE351295520442 CH 50% LM 38% HO 3% FR 3%	24-Jan-2008 Female	IE171017650219 CH 100%	IE141759950358 LM 75% HO 6% FR 6%	276	169	1.4	7	8
IE351295530443 CH 50% HO 22% SI 22%	25-Jan-2008 Male	IE171017650219 CH 100%	IE151759320532 SI 44% HO 41%	276	168	1.4	8	7
IE351295540444 CH 72% AA 22%	26-Jan-2008 Female	IE171017650219 CH 100%	IE351295510219 CH 44% AA 41%	228	167	1.1	8	7
IE351295550445 CH 72% SI 19%	01-Feb-2008 Male	IE171017650219 CH 100%	IE351292020584 CH 44% SI 34%	218	161	1.1	9	9
IE351295560446 CH 75% BB 13% HO 9%	01-Feb-2008 Male	IE351295540295 CH 100%	IE351295570281 CH 50% BB 22% HO 19%	243	161	1.3	7	8
IE351295570447 CH 50% AA 22% HO 19%	03-Feb-2008 Female	IE171017650219 CH 100%	IE351288040279 AA 44% HO 34%	266	159	1.4	8	6
IE351295580448 CH 50% BB 22% HO 19%	03-Feb-2008 Female	IE171017650219 CH 100%	IE371345780255 BB 44% HO 38%	247	159	1.3	6	7
IE351295590449 CH 50% HO 22% SI 22%	03-Feb-2008 Male	IE171017650219 CH 100%	IE341201450182 SI 44% HO 41%	215	159	1.1	6	6
IE351295520450 CH 50% AA 25% BB 13% HO 9%	05-Feb-2008 Female	IE171017650219 CH 100%	IE351310450080 AA 50% BB 22% HO 19%	266	157	1.4	8	7